

DYE ABILITY OF SOME FABRIC MATERIALS (COTTON, POLYESTER AND COTTON/ POLYESTER BLEND) USING SOME NATURAL DYES IN AN ECONOMICAL DYEING PROCESS¹

AMAL S. MOHAMED

Cotton Research Institute – ARC - Giza

(Manuscript received 16 June 2009)

Abstract

The present study utilizes natural dyestuffs which would not contribute to environmental pollution and undertaken to explore promising approach to reduce costs of dye process. However, the natural dyes of henna and onion skin were used to dye different fabric materials, i.e 100 % cotton, 100 % polyester and 35 % cotton / 65 % polyester blend. The low temperature 30 °C and the high temperature 100 °C under closed dyeing system were applied in this study. The results indicated that, using the natural dyes (henna and onion skin) with the previously mentioned fabrics under the low temperature (30° C) resulted in an increase in fabric strength of the 100 % cotton fabric and the 35 % cotton / 65 % polyester blend, while no change in fabric strength of the 100 % polyester material. Thus it appeared that using these natural dyes would not cause any deterioration in fabric strength. On the other hand, the fabric elongation was not affected by the dyeing process. While the results showed that the shrinkage values of dyed fabrics with henna were generally lower than the corresponding values of dyed fabrics with onion skin. However , all fabric materials under this study when dyed with henna and onion skin, revealed higher fastness to light and wash, lower fastness for alkali and acid perspiration. Finally, it was observed that using high temperature and closed dyeing system was not suitable for dyeing these kinds of fabrics with henna and onion skin dyes.

INTRODUCTION

Cotton fabrics are known to be more comfortable than the polyester fabrics. In recent years the cotton/polyester blends are considered as the most widely used fabrics. The presence of both components (polyester and cotton) in textile products causes some difficulties in the dyeing process. Polyester fibers have a hydrophobic character, and swell to a very small extent in the water bath. Hence, the penetration of the dyestuff molecules inside the fibers would be very difficult. This fact, together with an absence of active chemical groups in polyester's macromolecules makes it impossible to apply the majority of dyestuffs apart from disperse dyes. On the contrary, hydrophilic cellulose fibers such as cotton easily undergo swelling in water. Owing to this phenomenon, the dyestuff molecules first adsorbed on the fiber surface

¹ The work of this paper has been granted as patent no. (474) 2006 from Egyptian patent office

may diffuse into the fiber interior. Subsequently, the bonding interactions between the dyestuff and cellulose may be formed. The application of the applied pressure method in dyeing requires a suitable, intricate apparatus which requires great energy consumption, (Swiderski, 1981).

Dyeing cotton/polyester blend fabrics with onion dyes would reduce the use of expensive machinery, consumption of water, dyes, other chemicals and energy. So it is an attractive idea to the modern dyer. Various possibilities exist for dyeing the blends: vat, sulphur, reactive, or direct dyes may be used for the cotton component after fixation of the disperse dye on the polyester component. The use of mixed dyes, i.e. ranging from carefully selected disperse and vat dyes, have gained considerable importance in continuous dyeing, since disperse dyes do not color the polyester fibers satisfactorily in the presence of a typical vat dye reducing agent. The applications of mixtures of disperse dyes and vat dyes must therefore be carried on two stages. Some problems associated with two-stage method would be represented by the large proportion of the dyes which goes onto the wrong fiber and the possibility of staining white fabrics. Further the color gamut available from the mixtures could restrict, particularly bright reds and turquoises, and it would be hardly possible to obtain solid shades on blend fabrics. The method of processing the blends with single-dye system would have a great advantage over the mixed-dyes systems (Miksovsky, 1980).

Dyeing using natural materials dates back to over 5,000 years ago. Recently, environmental concerns have created an increasing demand for natural dyes which are more friendly to the environment than synthetic dyes (Taylor 1986, Routledge and Kegan 1979 and Isharat 1993). Sidney (1978) mentioned that, synthetic dyes have a wide range of hazardous effects. They are toxic or poisonous, corrosive (destructive to living tissues), irritants (induce local inflammatory reaction in living tissue), strong sensitizers (cause hypersensitivity on living tissues, through an allergic), flammable, explosive, infections (represent a potential source of the transmission of diseases to human, domestic animal or wild life), radioactive, carcinogenic (cause malignant tumors), mutagenic (causes heritable genetic changes), teratogenic (cause non-heritable genetic changes).

The earliest natural dyes all came from natural ingredients, such as onion skin . The most important dye substances in onion are flavonoids (quercetin), as well as, the anthocyanin, protochatechuic acid and some tannins. Red or purple outer skin of onion also contains anthocyanin, (nova, 2005). On the other hand, the henna dye is extracted from the plant *Lawsonia inermis*, whose color is due to the compound Lawson (2-hydroxy-1,4-naphthoquinone) (Botros et al. 2004). Rehshi and Daruvala (1957) extracted the coloring matters from henna leaves by water, and dyed the

cotton fabric with 1.12 % extractable dye. The molecular-structure of the henna dye (Lawson) and onion skin dye (anthocyanin) are shown in Figs. 1 and 2 (Botros et al., 2004 and nova, 2005).

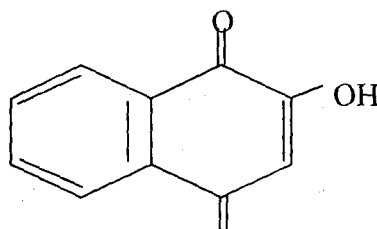


Fig. 1. Molecular-structure of the henna dye, 1-hydroxy-1,4-naphthoquinone (Comm. Name: Lawson)

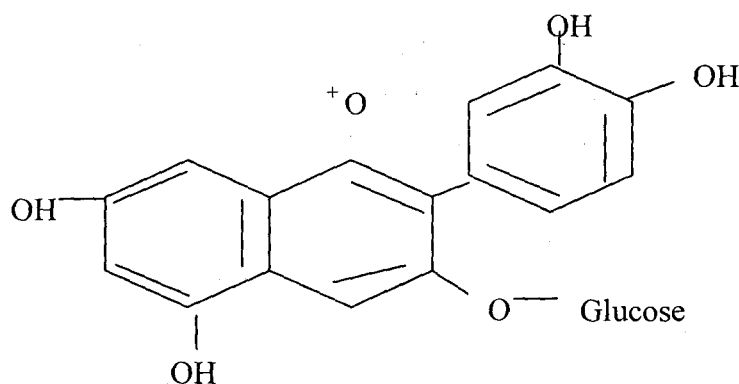


Fig.2. Molecular-structure of onion skin dye (anthocyanin)

MATERIALS AND METHODS

Materials:

The used fabrics were 1/1 plain weave: 100% cotton, 100 % polyester (PET) and 35 % cotton / 65 % polyester blend. The cotton variety used was Giza 89. These materials were kindly supplied by Misr Spinning and Weaving Company, El-Mahala El-Kubra.

Air dried leaves of henna were ground and extracted with 95 % ethyl alcohol to separate the extracted dyes, and the extracted materials were transferred to vacuum rotary evaporator to remove the excess alcohol, cooling the residue for 24 hr, The cooled samples were frozen at 10 °C for 4 hrs , on plastic trays. On the other hand, samples of red onion skin each of 100 g weight were boiled in one liter of soft water

until it was reduced to 500 ml. The extracted liquor was then filtered and used in dyeing.

Dyeing process :

The natural dye was applied by immersing the scoured fabrics in a dye bath containing the dye extract (henna or onion skin) at liquor ratio of 1:50 ml dyeing solution for each gram of the sample, at room temperature without heating. Then at 100 °C, sodium chloride was added along with copper sulfate which was added as a mordant (2-10 g/l) under closed dyeing system. Finally, the dyed samples were rinsed in soft water and then dried.

Measurements:

The color strength (K/S) was measured using the Win lab Software of the Perkin Elmer, Lambda 35 spectrophotometer according to ASTM, D: 2288-93. The color fastness to light was measured according to ASTM, D: 2053-86, while the color fastness to wash and perspiration was determined according to AATCC (1998) 15-1960 and 36-1961. These properties were measured at the National Institute for Standards, Textile Department, Giza , Egypt.

Fabric strength (kg), elongation (%) and shrinkage (%) of the preconditioned samples under the atmospheric conditions of relative humidity 65 ± 5 % and $20 \pm 1^\circ\text{C}$ were measured at National Institute for Standards, Textile Department, Giza, Egypt according to A.S.T.M. D: 1682 (1972). The shrinkage % of dyed fabrics was tested according to A.S.T.M. (1972).

The statistical procedures outlined by Little and Hills (1978) were applied to the data obtained in this study.

RESULTS AND DISCUSSION

The present study revealed that generally when the dyeing process was done at high temperature (100 °C) the appearance of the dyed fabrics was very bad. Hence it appears that using high temperature is not suitable for dyeing these kinds of fabrics with the natural dyes (henna and onion skin) under the dyeing process system in this study. Accordingly the properties of strength, elongation %, shrinkage %, and color strength and color fastness were not measured, in such a case.

Fabric strength, elongation % and shrinkage % for the different fabrics when dyed at 30° C with henna and onion skin dyes:

The results recorded in Tables 1 and 2 illustrate the values of the fabric strength (kg) for the different types of fabric materials (100 % cotton, 100 % PET and 35 %

cotton / 65 % PET blend) dyed at 30°C with henna and onion skin dyes. The results show that generally the undyed and dyed fabrics of the 100 % cotton fabric showed lower fabric strength compared with the strength of the blended fabric (35 % cotton / 65 % PET), while the 100 % PET revealed the highest fabric strength value. On the other hand, the fabric strength increased significantly after dyeing with both natural dyes for the 100 % cotton and the 35 % cotton / 65 % PET blend compared with the control, Figure (3). This may be due to yarn swelling after dyeing, so fabric strength tends to increase as more points of yarn would become more active in sharing the load as a result of swelling when tensile forces are applied to the fabric. As for the 100 % PET, there was no change in fabric strength due to dyeing treatments. So these results revealed that dyeing with these natural dyes under the dyeing conditions used in this study would not cause any deterioration in fabric strength. These results, however agree with those of El-Nagar et al. 2005.

Table1. Fabric strength (kg) of fabrics dyed with henna and onion skin dyes (effect of dye type).

Fabric type	Warp			Weft		
	Undyed fabric	Dyed fabric with henna dye	Dyed fabric with onion skin dye	Undyed fabric	Dyed fabric with henna dye	Dyed fabric with onion skin dye
100 % cotton	30	33	35	25	28	27
100 % PET	51	51	51	39	39	39
35% cotton / 65% PET	41	42	44	34	35	37
L.S.D. 0.05 %	1.990	1.998	1.998	1.990	1.9979	1.990

L.S.D. 0.05 % = Least significant difference at 0.05 % level.

Table 2. Fabric strength (kg) of fabrics dyed with henna and onion skin dyes (effect of fabric material).

Treatment	Fabric direction	100 % Cotton	35 % Cot / 65 % PET	100 % PET
Control	Warp	30	51	41
Dyeing with henna dye		33	50	42
Dyeing with onion skin dye		35	51	44
Control	Weft	25	39	34
Dyeing with henna dye		28	39	35
Dyeing with onion skin dye		27	39	37
L.S.D. 0.05 %		1.779	1.779	1.779

L.S.D. 0.05 % = Least significant difference at 0.05 % level.

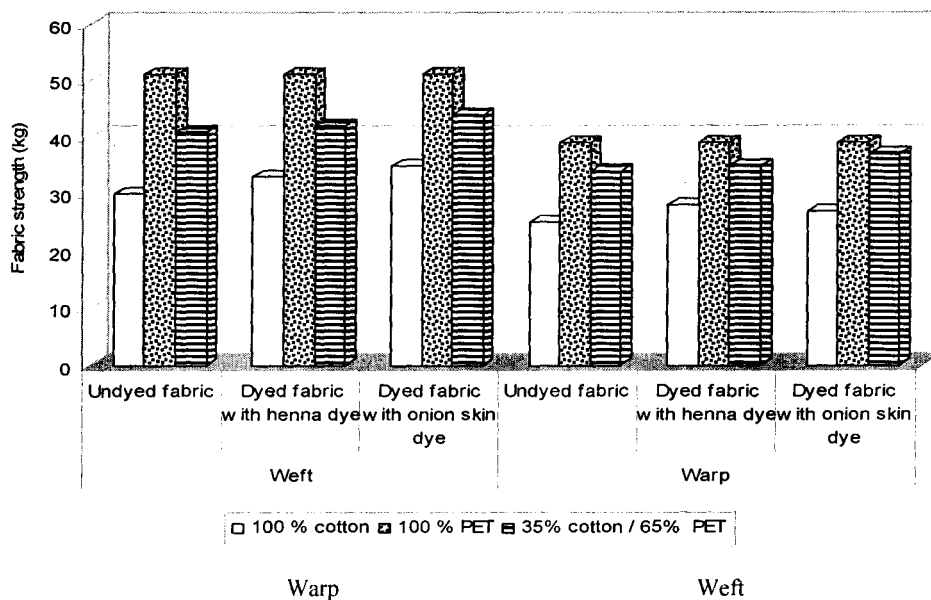


Fig 3. Fabric strength (Kg) of fabrics dyed with henna and onion skin dyes (effect of dye Type) .

On the other hand, it is quite clear from Tables 3 and 4 that elongation % values of all fabric types were generally not noticeably affected after dyeing with these natural dyes. However the 100 % PET has the highest elongation % followed by the 35 % cotton / 65 % PET and the 100 % cotton respectively, Figure (4).

Table 3. Elongation (%) of fabrics dyed with henna and onion skin dyes (effect of dye type).

Fabric type	Warp			Weft		
	Undyed fabric	Dyed fabric with henna dye	Dyed fabric with onion skin dye	Undyed fabric	Dyed fabric with henna dye	Dyed fabric with onion skin dye
100 % cotton	12	12	11	14	14	14
100 % PET	22	23	22	30	30	30
35% cotton / 65% PET	15	16	16	19	20	18
L.S.D. 0.05 %	2.00	2.00	2.00	2.00	2.00	2.00

L.S.D. 0.05 % = Least significant difference at 0.05 % level.

Table 4. Elongation (%) for dyed fabrics with henna and onion skin dyes (effect of fabric material).

Treatment	Fabric direction	100 % Cotton	35 % Cot / 65 % PET	100 % PET
Control	Warp	12	22	15
Dyeing with henna dye		12	23	16
Dyeing with onion skin dye		11	22	16
Control	Weft	14	30	19
Dyeing with henna dye		14	30	20
Dyeing with onion skin dye		14	30	18
L.S.D. 0.05 %		1.77	1.78	1.78

L.S.D. 0.05 % = Least significant difference at 0.05 % level.

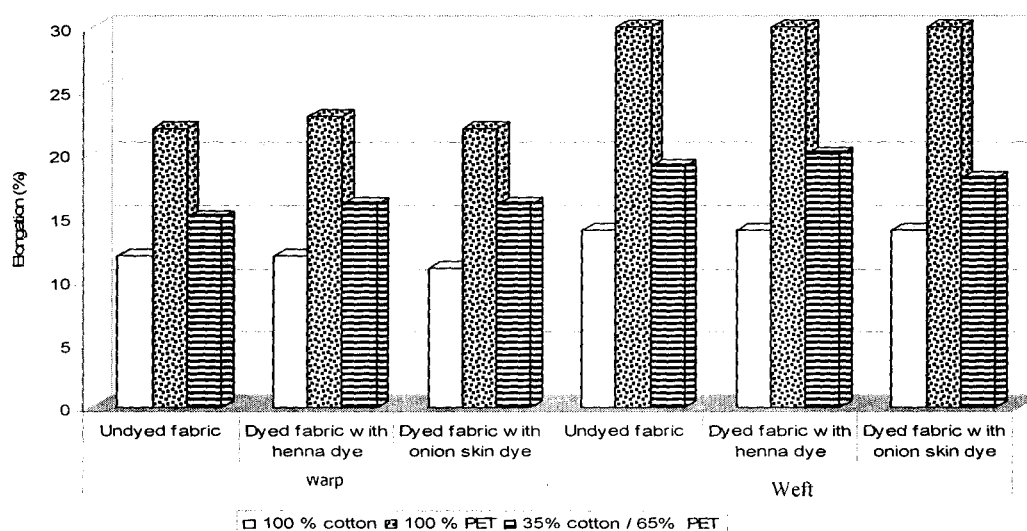


Fig.4. Elongation (%) of fabrics dyed with henna and onion skin dyes (effect of dye type).

Regarding the shrinkage % Tables 5 and 6 illustrate that generally the shrinkage % for all the fabric types dyed with henna dye was lower than the shrinkage % the fabrics dyed with the onion skin dye for both directions (width and length). The highest shrinkage % was found on the 100 % cotton fabric followed by the 35 % cotton / 65 % PET blend, while the 100 % PET had the lowest shrinkage %, as shown also in Figure (5).

Table 5. Shrinkage (%) of fabrics dyed with henna and onion skin dye (effect of dye type).

Fabric type	Width		Length	
	Dyed fabric with henna dye	Dyed fabric with onion skin dye	Dyed fabric with henna dye	Dyed fabric with onion skin dye
100 % cotton	6.1	6.8	5.9	6.5
100 % PET	1.9	2.1	1.8	1.9
35% cotton / 65% PET	2.4	4.1	2.0	3.9
L.S.D. 0.05 %	0.20	0.20	0.20	0.20

L.S.D. 0.05 %. = Least significant difference at 0.05 % level.

Table 6. Shrinkage (%) of dyed fabrics with henna and onion skin dye (effect of fabric material).

Treatment	Fabric direction	100 % Cotton	35 % Cot / 65 % PET	100 % PET
Dyeing with henna dye	Width	6.1	1.9	2.4
Dyeing with onion skin dye		6.8	2.1	4.1
Dyeing with henna dye	Length	5.9	1.8	2.0
Dyeing with onion skin dye		6.5	1.9	3.9
L.S.D. 0.05 %		0.188	0.188	0.188

L.S.D. 0.05 %. = Least significant difference at 0.05 % level.

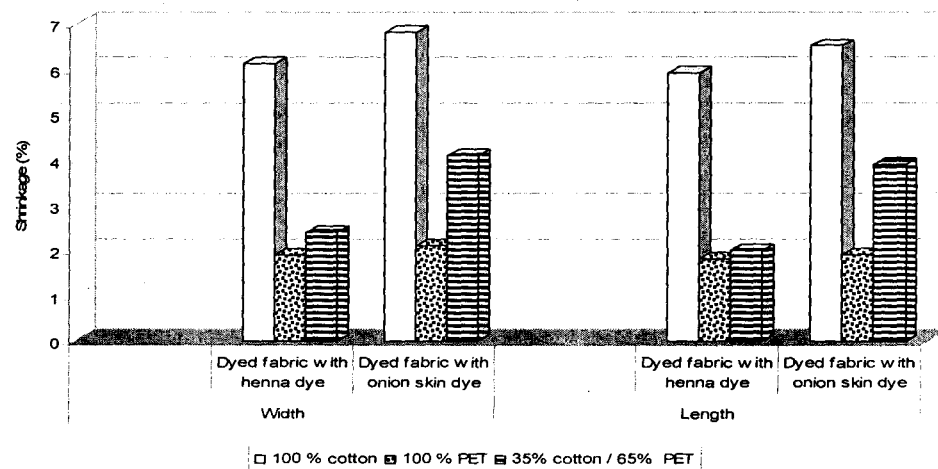


Fig. 5. Shrinkage (%) of dyed fabrics with henna and onion skin dye (effect dye type)

Color strength (K/S) and color fastness properties (wash, light and perspiration) for the different fabric materials after dyeing with henna and onion skin dyes:

Color strength:

The color strength for the three fabric types is presented in Tables 7 and 8. It is quite obvious that, both dyes considered in this study showed similar trends. Where color strength (K/S) values were the highest for 100 % cotton fabric and followed, in a descending order by the 35% cotton/65 % PET fabric and 100 % PET. On the other hand, from the values of color strength (K/S) it is clear that henna dye was more suitable for dyeing 100 % cotton fabric than dyeing the other two fabric materials (100 % PET fabric and 35 % cotton / 65 % PET fabric). However, it was apparent that onion skin dye revealed slightly higher color strength values for 100 % PET fabric and 35 % cotton/ 65% PET fabric relative to the henna dye. While henna dye by contrast revealed higher color strength for the 100 % cotton fabric relative to onion skin dye.

Table 7. Color strength (K/S) of fabrics dyed with henna and onion skin dyes (effect of dye type).

Fabric type	Dyed fabric with henna dye	Dyed fabric with onion skin dye
100 % cotton	8.7	7.041
100 % PET	1.8135	2.915
35% cotton / 65% PET	2.759	4.238
L.S.D. 0.05 %	0.1990	0.200

L.S.D. 0.05 %. = Least significant difference at 0.05 % level.

Table 8. Color strength (K/S) of fabrics dyed with henna and onion skin dyes (effect of fabric material).

Treatment	100 % Cotton	35 % Cot /65 % PET	100 % PET
Dyeing with henna dye	8.7	1.8	2.8
Dyeing with onion skin dye	7.05	2.9	4.25
L.S.D. 0.05 %	0.190	0.188	0.200

L.S.D. 0.05 %. = Least significant difference at 0.05 % level.

Light fastness:

It is evident from the data of Tables 9 and 10 that , fabrics included in this study seemed to have high light fastness (4/5) in case of dyeing them with both natural dyes (henna and onion skin), without any obvious differences.

Wash fastness (color change and staining):

The fastness in such a case was indicated by both color change and color staining. Tables 9 and 10 showed that as regard to color staining the three kinds of fabrics were found to have high fastness to wash (4/5) when both natural dyes (henna and onion skin) were applied. Color change for henna dye proved to have the highest fastness to wash (3/5 to 4/5) compared with the onion skin dye (2/5 to 3/5). This may be due to that these natural dyes (Lawson and anthocyanin) contain functional groups capable of forming covalent bonds with active sites in the fibers such as hydroxyl group in the cotton, such bond formation between the functional groups and the substrate results in high wash fastness (Vigo, 1994).

Alkali perspiration fastness (color change and staining):

Tables 9 and 10 reveal that as for henna dye, alkali perspiration fastness which is indicated by color change and color staining were not high (2/5). However, onion skin dye showed lower values (3/5) for all fabric types, considered in the study.

Acidic perspiration fastness (color change and staining):

Fastness to acidic perspiration indicated by color change and color staining values for all three types of fabric materials are presented in tables 9 and 10. The results showed that generally henna dye seems to have high color staining values (3/5 to 4/5), relative to the color staining of the onion skin dye (3/5 to 2/5). This pattern was true for all used fabric materials. On the other hand, when color change was considered as an indication for fastness to acidic perspiration both natural dyes appeared to have poor effect in this regard (3/5) for all the three types of fabric materials.

Table 9. Color fastness properties (wash, light and perspiration) of fabrics dyed with henna dye.

Color fastness properties	100 % cotton				100 % polyester				35% cotton / 65% polyester			
	Weft		Warp		Weft		Warp		Weft		Warp	
	Undyed fabric	Dyed fabric	Undyed fabric	Dyed fabric	Undyed fabric	Dyed fabric	Undyed fabric	Dyed fabric	Undyed fabric	Dyed fabric	Undyed fabric	Dyed fabric
Light fastness	4/5	4/5	4/5	4/5	5/5	4/5	5/5	4/5	5/5	4/5	5/5	4/5
Wash fastness St.	4/5	4/5	5/5	4/5	5/5	3/5	5/5	4/5	5/5	4/5	5/5	4/5
Wash fastness CC.	4/5	4/5	5/5	3/5	5/5	3/5	5/5	4/5	5/5	3/5	5/5	4/5
Alkali perspiration St	4/5	2/5	5/5	2/5	5/5	2/5	5/5	2/5	5/5	2/5	5/5	2/5
Alkali perspiration CC	5/5	2/5	5/5	2/5	5/5	2/5	5/5	2/5	5/5	3/5	5/5	3/5
Acidic perspiration St	5/5	3/5	5/5	4/5	5/5	4/5	5/5	2/5	5/5	3/5	5/5	4/5
Acidic perspiration CC	4/5	2/5	4/5	2/5	5/5	2/5	5/5	2/5	5/5	2/5	5/5	2/5

St = Gray scale for Staining.

CC = Gray scale for color change.

Note: The higher values of color change ranging from 3/5 to 5/5 indicate higher fastness and vice versa.

Table 10. Color fastness properties (wash, light and perspiration) of fabrics dyed with onion skin dye.

Color fastness properties	100 % cotton				100 % polyester				35% cotton / 65% polyester			
	Weft		Warp		Weft		Weft		Warp		Weft	
	Undyed fabric	Dyed fabric	Undyed fabric	Dyed fabric	Undyed fabric	Dyed fabric	Undyed fabric	Dyed fabric	Undyed fabric	Dyed fabric	Undyed fabric	Dyed fabric
Light fastness	4/5	4/5	4/5	4/5	5/5	4/5	5/5	4/5	5/5	4/5	5/5	4/5
Wash fastness St.	4/5	4/5	5/5	4/5	5/5	4/5	5/5	4/5	5/5	4/5	5/5	4/5
Wash fastness CC.	4/5	3/5	5/5	2/5	5/5	2/5	5/5	3/5	5/5	2/5	5/5	2/5
Alkali perspiration St	5/5	3/5	5/5	3/5	5/5	3/5	5/5	3/5	5/5	2/5	5/5	3/5
Alkali perspiration CC	4/5	3/5	5/5	3/5	5/5	3/5	5/5	3/5	5/5	3/5	5/5	3/5
Acidic perspiration St	5/5	3/5	5/5	2/5	5/5	3/5	5/5	3/5	5/5	3/5	5/5	3/5
Acidic perspiration CC	4/5	3/5	4/5	2/5	5/5	3/5	5/5	3/5	5/5	3/5	5/5	3/5

St = Gray scale for Staining.

CC = Gray scale for color change.

Note: The higher values of color change ranging from 3/5 to 5/5 indicate higher fastness and vice versa.

CONCLUSION

Dyeing all fabric types (100 % cotton, 100 % PET and 35 % cotton / 65 % PET blend) with henna and onion skin at room temperature (30°C) in a closed dyeing system generally keep the fabric strength from deterioration. Elongation % was not noticeably affected, while shrinkage % after dyeing with henna was lower than that dyed with onion skin dye for both directions (width and length). On the other hand, the color strength values (K/S) for both dyes (henna and onion skin) was the highest in case of 100 % cotton, followed in a descending order by 35 % cotton / 65 % PET blend and 100 % PET. Generally all fabric types included in this study showed high light and high wash fastness, while they had low alkali and acid perspiration fastness for both dyes of henna and onion skin. It is worthwhile to mention that this study revealed that using a temperature higher than 30 °C in the dyeing process system was not suitable for dyeing these kinds of fabrics with henna and onion skin dyes so it is not necessary and not required. However, this method of dyeing was economically by saving the energy consumption and friendly for the environment by using the natural dyes.

REFERENCES

1. AATCC 1998. American Association for Textile Chemist and Colorist. 15-1960 & 36-1961.
2. A.S.T.M. (American Society for Testing and Materials). 1972, 1986 and 1993. Standard on textile materials.D: 1682, D: 2053 and D: 2288.
3. Botros , R. M., Badria F.A. and G. T. Maatooq. 2004. Antioxidant and immuonomodulatory constituents of henna leaves. Z. Naturforsch, 59c : 468-476.
4. El-Nagar, Kh, H. Suzan, , Amal M. and A. Ramadan. 2005. Mechanical properties and stability to light exposure for dyed Egyptian cotton fabrics with natural and synthetic dyes. Polymer – Plastic Technology and Engineering, 44: 1269-1279.
5. Isharat, S. A. 1993. Revival of natural dyes in Asia. Journal of the Society of Dyers and Colourists , 109 (1) : 13 .
6. Little, T.M. and F. J. Hills. 1978. Agricultural Experimentation Design and Analysis. John Wiley and Sons. New York, Chichester, Brisbane, Toronto pp. 350.
7. Mikovsky F. 1980. Method for producing stain resistant polyamide fibers Journal of the Society of Dyers and Colourists;96 :347.
8. NOVA Teacher's Guide. 2005. Viking deception. www.Pbs.org/nova/vinland, pp.3/5.

9. Rehsi, S. S. and E.D. Daruvala. 1957.Utilization of henna leaves for dyeing textiles. *Journal of Scientific and Industrial Research*. 16 (2):428.
10. Routledge, D. and P. Kegan. 1979. *The weaving, spinning and dyeing book*, Chapter I, Rachel brown,London.
11. Sidney, G. C. 1978. *The textile industry, environmental control and energy conservation*, Naves Data Corporation, New Jersey U.S.A., pp.310-316.
12. Swiderski, Z. 1981. The modern dyeing systems for blends of polyester and cellulose fibers. *Przegląd Włókienniczy*, No. 2 : 87-91.
13. Taylor, G. W. 1986. *Rev. Prog. Coloration*. 16:53. (Cited From) Hany, M. H.,1998. *Dyeing of wool and silk using some natural dyes*. M.Sc. Thesis, Faculty of Applied Arts, Helwan University.
14. Vigo, T. L. 1994. *Textile processing and properties; preparation, dyeing, finishing and performance*. Southern Regional Research Center, New Orleans, USA, Ch. 3.

إمكانية صبغ بغض الخامات النسيجية (قطن، بولي استر، قطن / بولي استر) باستعمال بغض الأصباغ الطبيعية في عملية صباغة إقتصادية^١

أمل صابر محمد

معهد بحوث القطن - مركز البحوث الزراعية - جيزة - مصر

يهدف هذا البحث إلى دراسة قابلية صباغة بعض الخامات النسيجية (١٠٠ % القطن ، ١٠٠ % بولي استر ، والمخلوط ٣٥ % قطن / ٦٥ % بولي استر) للصبغة ببعض الصبغات الطبيعية الصديقة للبيئة و المستخلصة من أوراق نبات الحناء و من قشر البصل باستخدام نظام صباغة مغلق و درجة حرارة منخفضة (٣٠ م°). ومن المعلوم أن ذلك من شأنه أن يؤدي إلى توفير الطاقة المستهلكة في عملية الصباغة وبالتالي انتاج منتج اقتصادي صديق للبيئة و يكون هناك مردود اقتصادي للمنشأة الصناعية و مردود بيئي يعود على المجتمع كله ، مما يفيد كل من مربى ومصنعي القطن .

أوضحت النتائج مايلي:

١. الصباغة بكلتا الصبغتين الطبيعيين تحت هذه الظروف أدى الى الحفاظ على متانة جميع انواع الخامات النسيجية موضع الدراسة من التدهور، و لم تتأثر الاستطالة لهذه الاقمشة ايضا .
 ٢. وجد أن درجة انكماش هذه الاقمشة بعد الصباغة بالحناء أقل من درجة انكماش الاقمشة بعد الصباغة بالصبغة المستخلصة من قشر البصل.
 ٣. لوحظ أن قيمة درجة عمق اللون بعد الصباغة بكلتا الصبغتين اختلفت باختلاف الخامة النسيجية فقيمتها كانت أعلى بالنسبة للاقمشة القطنية يليها الاقمشة المخلوطة ثم يليهم في ترتيب تنازلى اقمشة البولي استر.
 ٤. وجد أن هذه الطريقة للصباغة وتحت هذه الظروف نتج عنها درجة ثبات للضوء و الغسيل عالية لكلتا الصبغتين ولجميع انواع الخامات النسيجية، بينما كانت درجة الثبات للعرق الحامضى و القاعدى منخفضة.
 ٥. أوضحت هذه الدراسة أن استخدام درجة حرارة أعلى من ٣٠ م° غير مناسب لصباغة هذه الخامات النسيجية و يؤدي الى تشبيح الصبغة و بالتالى عدم قبول المظهر بعد الصبغ.
- وقد تم إرسال نتائج هذا البحث إلى قطاع صناعة وصبغة المنسوجات القطنية والمخلوطة مع البولي استر للاسترشاد بها وتطبيقها عمليا .

^١ مُنِحَتْ هذه الدراسة براءة اختراع رقم (٤٧٤) لسنة ٢٠٠٦ من مكتب براءات الاختراع المصرية باكاديمية البحث العلمى و التكنولوجيا.