

EVALUATION OF COMMERCIAL PREBIOTIC PRODUCTS ON THE GROWTH OF SELECTED PROBIOTIC BACTERIA STRAINS

Abd El-Ghany, I.H.I.*; Sahar H.S. Mohamed** Fatma A. M. Ramadan*

* Dairy Science and Technology., Fac. of Agric. Cairo Univ. Giza, Egypt.

** Dairy Dept. National Research Center Dokki, Giza, Egypt.

ABSTRACT

The commercial prebiotic in cereal-based products with bovine colostrum, namely Germa-Fit[®] and Extra-Fit[®] as culture media for the growth of selected probiotic lactic acid strains (grown separately): *L.gasseria* and *L.rhamnosus* were cultured in MRS (control) and commercial prebiotic products. The media were fermented for 48h at 37°C and analysed for viable cell count and changes in pH values. In Germa-Fit[®] medium, both probiotic lactic acid strains were attained the highest population (9.6 cfu/ml) after 16^h of fermentation time ($P \leq 0.05$). With the addition of lactose at 0.5, 1.0 and 1.5% the viability of *L.gasseria* was improved by approximately 2.1, 2.3 and 1.7 log₁₀ cycles respectively, compared to 3.0, 2.3 and 2.5 for *L.rhamnosus* after 12h of fermentation time. The effect of Extra-Fit[®] medium was more positive for growth *L.gasseria* than that of *L.rhamnosus* after 8-24h of inoculation time. Generally, Germa-Fit[®] medium in the presence lactose exhibited the highest growth for both prebiotic strains compared to Extra-Fit[®] and MRS media. The changes in pH of commercial media were in the optimal pH range (4.5-4.4) for growth of lactic acid bacteria. Therefore, this study suggested that the feasibility use of commercial prebiotic products based- cereal with bovine colostrum in the place the widely used MRS for culture media of probiotic lactic acid bacteria to developing new synbiotic functional fermented dairy food products.

Keywords: prebiotic, media, growth, probiotic bacteria.

INTRODUCTION

There is an obvious potential synergy between probiotic and prebiotic ingredients and foods that contains both are termed "synbiotics functional foods" came into the market, which have focused on intense research activity in recent years due to numerous health benefits (Ziemera and Gibson, 1998 Jones and Jew, 2007). Lactic acid bacteria play an important role in this trend. Hence, probiotic (live microorganisms) such as Lactobacilli and Bifidobacteria are now popular choices for application in probiotic preparation and in fermented dairy products. (Sabiki and Mathur, 2001, Crihttenden *et al.*, 2005; Trachoo and Boudreuy, 2006, Shah, 2007 and Wang *et al.*, 2007).

Growth of lactic acid bacteria (LAB) remain as a difficult task which require complex culture media, from both a qualitative and quantitative point of view, owing to their fastidious nutritional requirements and the variability from a strain to another. Therefore, only one medium (MRS or M17) may not be convenient for a high number of LAB strains.

The prebiotic ingredients are known to stimulate substrates for cultivation of lactic acid probiotic strains; which provide for high growth potential metabolic products and cell viability during storage and stimulate the

growth in the colon, that can improve host health (Shin *et al.*, 2000, Bruno *et al.*, 2002, Bamba *et al.*, 2002 and Tuohy *et al.*, 2003, Liang *et al.*, 2005).

Many workers focused on the oligosaccharides such as galactooligosaccharide, fructo-oligosaccharide, inulin and lactulose as potential prebiotic (Cummings *et al.*, 2001, Sharaf *et al.*, 2003, and Akalin *et al.*, 2007, and Wehling and Hutkins 2007). But in recent years, cereals have been investigated regarding their potential use in novel functional foods. Their use is considered as a powerful tool to increase the number or the activity of the two main health-promoting bacteria groups, bifidobacteria and lactobacilli (Charalampopoulos *et al.*, 2002a,b, 2003, Sadek *et al.*, 2003, Patel *et al.*, 2004, Michida *et al.*, 2006; Huebener *et al.*, 2008, and Trachoo *et al.*, 2008).

The wheat germ with bovine colostrum, product Germa-Fit[®] is a dietary supplement that provides concentrated nutrients of high biological value; such as octacosanol (fatty alcohol) that reduced blood lipid profile and control liver hyperlipidemia. Calmodulin, (calcium-binding protein) improves calcium intake and protects against osteoporosis and osteoporosis. Agglutinin, is potent anti-cancer against many forms of human cancers. Omega3-fatty acid, protects against heart attack as well as antiatherosclerotic and antithrombotic conditions. Soluble and insoluble fibers, control overweight and obesity, stimulates colonic probiotic bacteria. In addition, its rich in vitamin E and folic acid, (Amado and Arrigoni, 1992, Matteuzzi *et al.*, 2004 and Khaleel *et al.*, 2008):

Bovine colostrum is the most effective food currently recognized and used as food supplement that meets most criteria allowing classification as prebiotics. It is the most ideal integrated nourishment which contains immunoglobulins, growth factor, antioxidant, anticancer, minerals and vitamins (Horreini *et al.*, 2001 and Abd El-Messih, 2007).

Extra-Fit[®] is a cereal mix (baby food) contains rice with mixed fruits and bovine colostrum, it ensures optimum growth protection against anemia and systemic infections, supports bone, regulates nervous system responses (www.nutra-fit.int.com).

Furthermore, fruits contain compounds are called antioxidants (flavonoids, vitamins). Potential effect of these compounds include anticancer effect, lowering cholesterol and prevention of cardiovascular diseases (Arvantoyannis and Houwelingen-Koukaliaroglou, 2005).

Earlier, few papers are available which recommended the use of some cereal products as the main compounds of the media for growth of lactic acid bacteria (Arrigoni *et al.*, 2002, Helland *et al.*, 2004, Patel *et al.*, 2004, Djeghri-Hoie *et al.*, 2006, Trachoo *et al.*, 2006b, Novik *et al.*, 2007, Kedia *et al.*, 2007 and Wang *et al.*, 2007).

Therefore, the aim of this study was to evaluate the potential culture media e.g. commercial available prebiotics based on cereal with bovine colostrum (Germa-Fit[®] or Extra-Fit[®]) on the viability of selected probiotic bacteria, *Lactobacillus gasseri* and *Lactobacillus rhamnosus* for production of novel fermented dairy products.

MATERIAL AND METHODS

The microorganisms used in this study were as follows: *Lactobacillus gasseri* B-14168 and *Lactobacillus rhamnosus* B-445. these strains were provided by Northern Regional Research Laboratory, Illinois, U.S.A (NRRL). Both strains had previously been shown to possess properties of a probiotic microorganisms including bile salt tolerance and tolerance to low pH values (Amin *et al.*, 2002).

The commercial prebiotics in cereal- based fermentation media, Germa-Fit[®] and extra-Fit[®] were purchased from Arab Company for medical food (Medi Food) under license of BONA VITAL for health and immunity food (Munich-Germany for Nutra Fit International (Egypt). Germa-Fit[®] is wheat germ with bovine colostrum. Average analysis (Carbohydrate: 50-55%, Protein: 25-30%, fat: 1-3%, minerals: 5-7% and moisture: 3-5%) Extra-Fit[®] is rice flour mixed with fruits and bovine colostrums. Average analysis (carbohydrate: 74-75%, protein: 15%, fat: 3.5%, minerals 12.5% and moisture: 4-5%). Both commercial probiotics fortified with vitamins (A,K,E,D) and minerals (Ca, Fe, P).

MRS agar (Oxoid) was used as a control medium for the cultivation of probiotic strains.

The following method as described by Charalampopoulos *et al.*, (2002a) was used to prepare the fermentation media. A sample (50g) of Germa-Fit[®] was mixed with 1000 ml of tap water. The resulting mixture was divided into two equal portions. The first portions was divided to three equal portions, and supplemented with 0.5, 1.0 and 1.5% lactose respectively. The second portion was not supplemented with lactose.. The Extra-Fit[®] medium was not supplemented with lactose because lactic acid strains(*Lactobacillus* and bifidobacterium) had the amylase activity that do grow well on the nutrient rich starch medium such as rice flour (Crihttenden *et al.*, 2001 and; Lee *et al.*, 2001;Sanni *et al.*, 2002). A sample (50g) of Extra-Fit[®] was also mixed with 1000 ml of tap water . Each portion of commercial prebiotics were sterilized at 121°C/15min. probiotic strain, *L. gasseri* and *L. rhamnosus* were inoculated into each media at 2% (v/v). In all cases, their initial bacterial concentration was approximately 10^7 cfu/ml. Fermentation process were performed at 37°C/48h with no pH control and no agitation. MRS broth (Oxoid) was used as control medium for the same probiotic strains.

Total number of *L. gasseri* and *L. rhamnosus* in the fermentation samples were enumeration by technique has been described by Ravula and Shah, (1998). Briefly, fermentation samples decimally diluted in sterial quarter-strength Ringer's solution, and appropriate dilutions were pour-plated. Plate counts on MRS agar (Oxoid) of *L. gasseri* and *L. rhamnosus*. All plates were incubated at 37°C for 0, 4, 8, 12, 16, 24 and 48h. under anaerobic conditions. Colony-forming units were counted (CFU/ml) and the results expressed as their \log_{10} values.

pH values were measured using a digital pH- meter Model 5.1, Portugal (UK) at room temperature.

Experiment was carried out in triplicate and each analysis in duplicate. The results were analysed statistically using Analysis System Version 8.0 (SAS, 2000) software package. Analysis of variance was performed by ANOVA procedures. Significant differences between means from triplicate analysis at ($P \leq 0.05$) were determined by Duncan's Multiple range test.

RESULTS AND DISCUSSTION

Fig. (1) shows the evaluation viability of probiotic bacteria, *L. gasseri* and *L. rhamnosus* during 48h fermentation in MRS (control medium) and commercial prebiotic media e.g. Germa-Fit® and Extra-Fit®. In the control medium (MRS), *L. rhamnosus* cell population was significantly higher ($P \leq 0.05$) than that of *L. gasseri* during fermentation period (8-48h). However, the highest viable count of *L. gasseri* and *L. rhamnosus* were observed in the 16th of fermentation time ($P \leq 0.05$). *L. gasseri* and *L. rhamnosus* showed a 1.6 and 2.3 log₁₀ cycles increase in their cell population respectively. These results are contrary to those of Sadek *et al.*, (2003) who reported that, in the control experiments MRS media without cereal extracts, *L. gasseri* and *L. rhamnosus* showed a 0.39 and 0.11 log₁₀ cycles reduction in their cell population respectively.

Fig (1) also shows the viable count of *L. gasseri* and *L. rhamnosus* in Germa-Fit® medium with or without lactose supplement (0.5, 1.0 and 1.5%). The viable population of both probiotic bacteria was improved in Germa-Fit® medium as compared to MRS medium. Improved viability could be to higher carbohydrates content about 50-55% present in Germa-Fit® medium and both probiotic bacteria metabolized all mostcarbohydrates present. Thus promoting their growth. These observations are in good agreement with Helland *et al.*,(2004).They appeared that *L. rhamnosus* GG preferentially utilized glucose as an easily metabolized carbohydrate source. Arrigoni *et al.*, (2002), and Matteuzzi *et al.*, (2004) showed that the consumption of viogerm® PBI or Biogerm®, a highly nutritious wheat germ preparation, has prebiotic effect. It is rich in raffinose and other undigestible polysaccharide, which are available for microbial fermentation and modify the colonic microflora by lowing some Germ-negative bacteria (coliforms), and increasing potentially health-promoting bacteria (bifidobacteria and lactobacilli). Hartemink *et al.*, (1996) used raffinose-bifidobacterium agar, a new selective medium for bifidobacteria. Also, germination causes many changes in nutritional composition of plant seed sugar, protein and free amino acids which available for microbial fermentation (Kanauchi *et al.*, (2003), Trachoo *et al.*, (2006). However, in Germa-Fit® medium without lactose, *L. gasseri* and *L. rhamnosus* reached the highest population density 9.6 log₁₀ cfu/ml after 16h of fermentation. This viable cell count was well above the suggested minimum limit of 6 log₁₀ cfu/g for efficacy of a probiotic product (Gopal *et al.*, 2005). Sadek *et al.*, (2003) indicated that the barley medium supported well

the growth of *L. gasseri*, *L. rhamnosus* and *L. reuteri* which showed increases in their cell population of 1.91, 2.39 and 1.57 log₁₀ cfu/ml respectively at the end of experimental phase (9 and 12h). This could be attributed to the simultaneous presence of considerable amount of monosaccharide (glucose and fructose) and disaccharides (maltose and sucrose) in the barley medium and these strains did not grow well in wheat and maize media ascribed to the low total fermentable sugar and free amino nitrogen concentrations (Charalampopoulos, 2002 a,b). Furthermore, Helland *et al.*, (2004) observed that probiotic bacteria such as *L. reuteri*, *L. rhamnosus* and *L. acidophilus* (LAS and 1748) reached maximum cell count after 12-h fermentation (7.2-8.2 log₁₀ cfu/g with a pH blew 4.0 in maize porridge with added malted barley and the protective effect on bacteria viability was mainly attributed to carbohydrates in the cereals. While, Kedia *et al.*, (2008) indicated that the highest cell concentration of *L. plantarum* was observed in white oat flour (9.16 log₁₀ cfu/ml) and the lowest in the bran (8.17 log₁₀ cfu/ml).

When lactose was present in the Germa-Fit[®], the cell count of *L. gasseri* increased by 2.1, 2.3 and 1.7 log₁₀ cycles at 0.5, 1.0 and 1.5% respectively after 12-h fermentation as compared to 3.0, 2.3 and 2.5 log₁₀ cycles with strain *L. rhamnosus*. Novik *et al.*, (2007) demonstrated that supplementation of the media containing protein or polysaccharide fractions of the barley spent grain with lactose and mineral salts was favorable for the growth lactic acid bacteria and bifidobacteria.

In Extra-Fit[®] medium as baby food (rice flour with bovine colostrum and fruits) *L. gasseri* showed significantly higher viability ($P \leq 0.05$) as compared to control medium (MRS) at 8-24h of incubation time, while *L. rhamnosus* exhibited opposite trend (Fig.1). However, *L. gasseri* and *L. rhamnosus* reached the highest population 9.6 and 9.2 log₁₀ cfu/ml respectively during 16h of fermentation period. The promotion of Extra-Fit[®] for growth lactic acid bacteria could be due to increase level of nutrients and bioactive compounds of nutrient requirements for growth lactic acid bacteria. These compounds include protein, amino acids, sugar, vitamins, gamma oryzanol, gamma amino butyric acid, tocopherols and other phytochemical substances (Foster, 2004 and Tain *et al.*, 2004). Trachoo *et al.*, 2006) indicated that the growth of probiotic bacteria *L. acidophilus* and *L. plantarum* in media containing germinated rough rice powder was greater ($P \leq 0.05$) than that in media containing rice powder. On other hand, colostrum apparently provides a more readily available source of peptides and amino acids needed for growth of probiotic bacteria (Coppa *et al.*, 2006 and Akalin *et al.*, 2007). Roberts *et al.*, (1992) observed that bifidobacteria grow well in human milk than bovine milk because of Lactoferrin and transferin. Also, Dubey and Mistry (1996) indicated that *B. bifidum* and *B. longum* had greater variability in growth characteristics in infant formulas than in non-fat milk.

An increase of metabolic activity of probiotic bacteria would have contributed to decrease the pH of media. On other words, the final activity in the fermented medium has a major impact on the microbial viability during the shelf-life of the product (Martesson *et al.*, 2002).

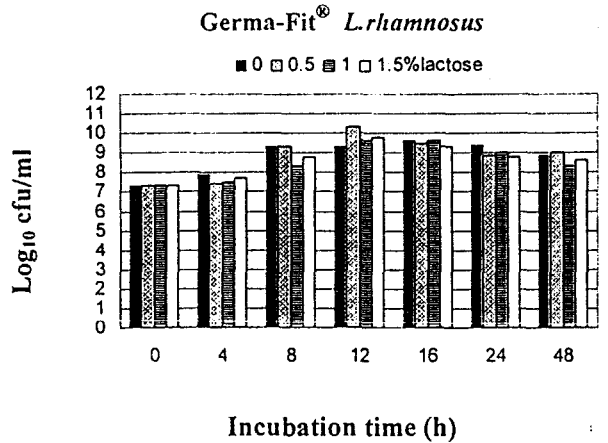
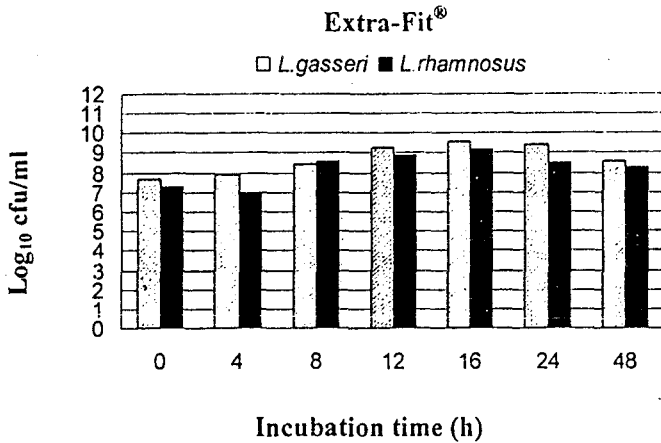
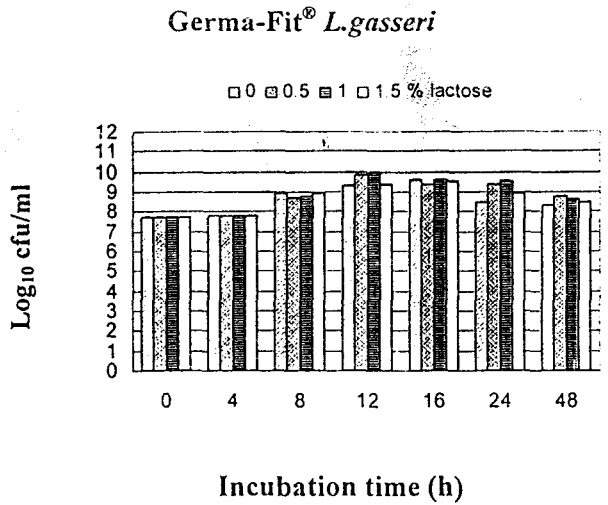
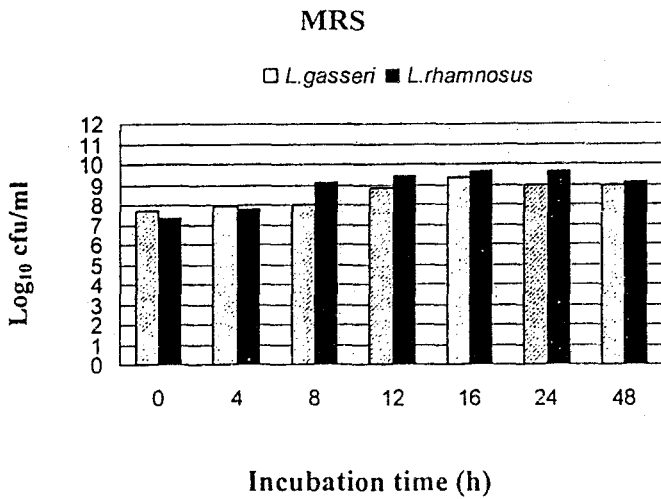


Fig. 1 Viability of *L.gasseri* and *L.rhamanosus* cultured in MRS, German-Fit® and Extra-Fit® media at 37°C/48h

Cereal extract from malt, wheat and barley were reported to protect *L. acidophilus*, *L. plantarum* and *L. reutri* in acidic conditions (Charalampopoulos *et al.*, 2003 and Michida *et al.*, 2006).

In control medium (MRS), pH values always over 4.5 for both probiotic bacteria at the end of fermentation time, but below 4.5 in the prebiotic media (Fig.2) the pH values are in the optimal pH range (4.5-4.4) for growth lactic acid bacteria (Salminen and Wright (1993) and the buffering capacity of media was the major affecting the variation in the pH of fermented product (Salatin *et al.*, 2005). They also suggested that addition WPC to yoghurt increased the buffering capacity around pH 4. Helland *et al.*, (2004) demonstrated that pH of maize porridge with added malted barley for *L. rahmanosus* and *L. reuteri* reaching a pH as low as 3.1 after 20-h fermentation. While Trachoo *et al.*, (2008) illustrated that the inoculum system with lactic acid bacteria containing soy bean powder had the highest buffering capacity (free amino acid, soluble non-reducing sugars), therefore it potentially protects the bacteria from undesirable acidic conditions and improve their survival during cryopresevation and storage.

Data present in Fig.(2) show the pH of Germa-Fit® and Extra-Fit® media was significantly different ($P \leq 0.05$) compared to MRS medium (control). At the end of fermentation time, the changes pH values of Germa-Fit® medium with or without lactose supplement when inoculated with *L. gasseri* were significantly higher ($P \leq 0.05$) than those media cultivated with *L. rhamnosus* at 16-48h. However, supplement lactose had no significant effect ($P \geq 0.05$) on the changes pH of medium for both probiotic bacteria. No significantly differences ($P \geq 0.05$) were found between changes pH values of Extra-Fit® medium inoculated with *L. gasseri* and *L. rhamnosus* at end of incubation time. Generally, the changes of pH values of Extra-Fit® medium cultivated with both probiotic strains at end fermentation time were higher than those of MRS and Germa-Fit® media.

Because of shortage, expensive increasing costs of lactic acid bacteria culture media and available commercial prebiotic in cereal-based products contain potentially functional compounds in market, therefore, this study demonstrates the feasibility the use of commercial prebiotic products namely Germa-Fit® and Extra-Fit® in place of nutritional requirements(meat, yeast extracts, peptones and sugar) of culture media for specific prebiotic lactic acid bacteria (*L. gasseri* or *L. rhamnosus*) as a functional fermented foods. Also, the results of this study can be use for further studies in vivo experiments (Bielecka *et al.*, 2002) for the mechanisms of prebiotic & probiotic activity of cereal and lactic acid bacteria for developing novel technologies of cereal processing that enhance their health potential and innovative products in market to meet and exceed the expectation of today's health-conscious consumer, infants or adults. (Manzi *et al.*, 2007 and Reid 2008, Hekmat *et al.*, 2009).

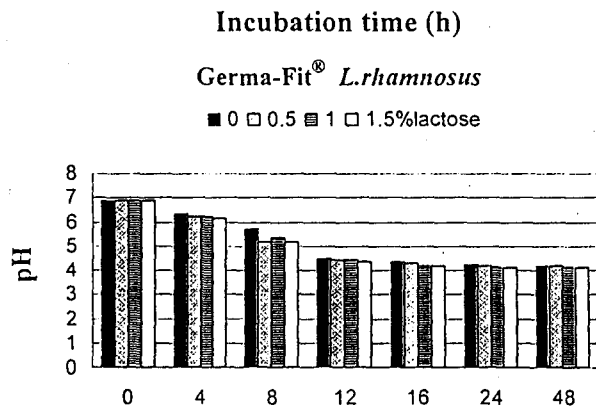
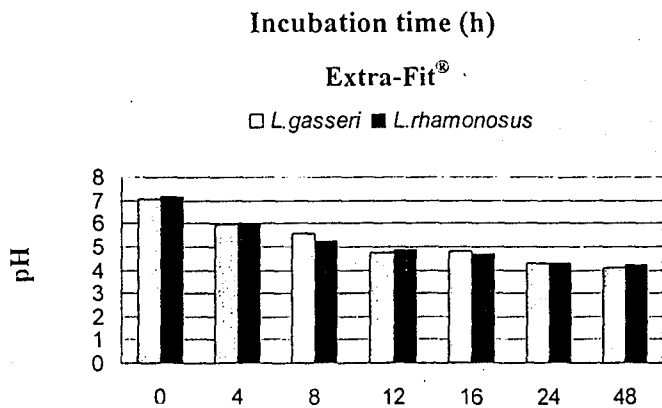
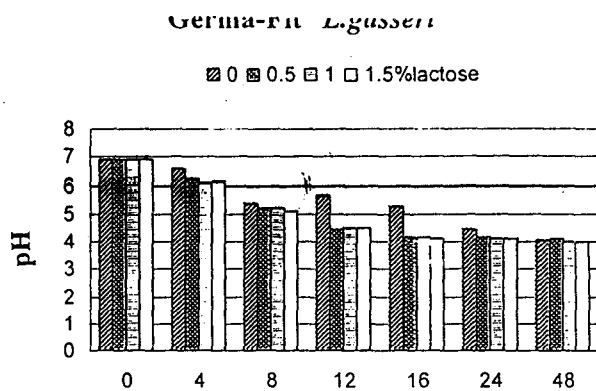
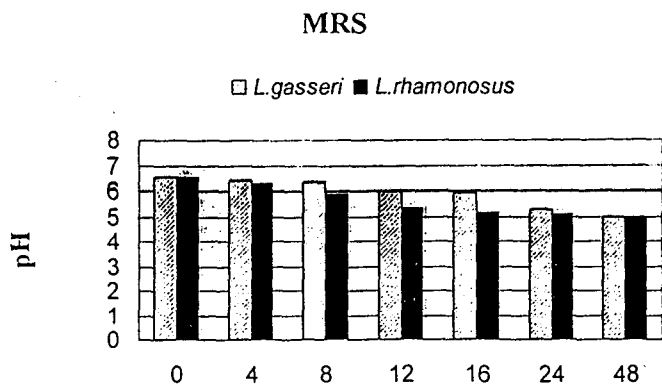


Fig. 2 Change in pH in MRS, Germa-Fit[®] and Extra-Fit[®] media during fermentation at 37°C/48h. with *L.gasseri* and *L.rhamonosus* strains

REFERENCES

- Abd El-Messih, M. (2007). Colostrums and immunity. Pro 10th Egyptian Con. Dairy Sci&Tech. 167-173.
- Akalin, A.S., Gone, S, Unal, G. and Fenderya, S. (2007). Effect of fructooligosaccharide and whey protein concentrate on the viability of starter culture in reduced-fat probiotic yoghurt during storage. J. Food Sci., 72: M222-M227.
- Amin,G.A.;El-Gizawy,S.A;Tawfik,N.F.,andAbd El-Khalek,A.B.(2002). Utilization of some microorganisms as the dietary adjuncts under local condition .II.Selection of isolates for probiotic characteristics .2thCong.Res. of Rencent Technologis in Agriculture.1: 104-113.
- Amado, R, and Arrigoni, E. (1992). Nutritive and functional properties of wheat germ. International Food Ingredients. 4: 30-34.
- Arrigoni, E, Jorger, F., Molloffel, B, Roulet, I, Heresperger, M., Meile, L. and Amodo, (2002). In vitro fermentability of commercial wheat germ preparation and its impact on the growth of bifidobacterium. Food research International. 35: 475-481.
- Arvantoyannis, H.S. and Houwelingen Koukaliaroglou. M.V. (2005). Functional foods. A survey of health claims, pros and cons, and current legislation. Critical Rev. Food Sci&Nut., 45:385-390.
- Bamba, T., Kanauchi, O, Andoh, A., and Fujiyama, Y. (2002). A new prebiotic from germinated barley for nutraceutical treatments of ulcerative colitis. J. Gastroenterol Hepatol. 17:818-824.
- Bielecka, M, Biedrzycka, E, B, Majkowska, A. (2002). Selection of probiotics and prebiotics for synbiotics and confirmation of their in vivo effectiveness. Food Research International. 35: 125-131.
- Bruno, R.A., Lankaputhra, W.E.V. and Shah, N.R. (2002). Growth, viability and activity of *Bifidobacterium spp.* In skim milk containing prebiotics. J. Food Sci. 67:2740-2744.
- Charalampopoulos, D, Pandiella, S.S. and Webb, C. (2002a). growth studies of potentially probiotic lactic acid bacteria in cereal-based substrates. J. of Applied Microbiology. 92:851-859.
- Charalampopoulos, D, Wang, R, Pandiella, S.S. and Webb, C. (2002b). Applications of cereal and cereal components in functional foods: a review. International J. of Food Microbiology. 79:131-141.
- Charalampopoulos, D, Pandiella, S.S. and Webb (2003). Evaluation of the malt, wheat and barley extracts on the viability of potentially probiotic lactic bacteria under acidic conditions. International J. of Food Microbiology. 82:133-141.
- Coppa, G.V, Zampini, L., Galeazzi, T. and Gabrielli, O. (2006). Prebiotics in human milk: a review. Digestive and liver Disease. 38: S291-S294.
- Crihtenden, R.G, Morris, L.F, Harvey, M.L, Tran, L.T., Mitchell, H.L. and Playne, M.J. (2001). Selection of a bifidobactrium strain to complement resistant starch in a synbiotic yoghurt. J. of Applied Microbiology 90: 268-278.

- Crihntenden, R, G, Bird, A.R., Gopal, P, Henriksson, A, Lee, Y.K. and Playne, M.J. (2005). Probiotic research in Australia, New Zeland and the Asia-pecific region. *Carrent pharmaceutical Design*. 11: 3-7-53.
- Cummings, J.H., Macfarlane, G.T., Englyst, H.N. (2001). Prebiotic digestion and fermentation. *Am J. Clin. Nutr.* 73. 4155-4205.
- Dubey, U.K. and Mistry, V.V. (1996). Growth characteristics of bifidiobacteria in infant formulas. *J. Dairy Sci.*, 79: 1146-1155.
- Djeghri-Hocine, B, Boukhemis, M, Zidone, N. and Amrane, A. (2006). Horse bean extract for the supplementation of lactic acid bacteria culture media. *J. of Food Microbiology*. 4: 299-302.
- Foster, R.J. (2004). Fruit's plentiful phytochemicals. *Food Products Design*. Septmeter, Functional Foods Annual.
- Gopal, P, Dekker, J, Prasad, J, Pillidge, c, Delabre, M-L and Collett, M. (2005). Development and commercialization of Fonter's probiotic strains. *Aust. J. Dairy Technol.* 60: 173-182.
- Grihttenden, R.G, Morris, L.F, Harvey, M.L, Tran, L.T., Mitchell, H.L. and Playne, M.J. (2001). Selection of a bifidobactrium strain to complement resistant starch in a symbiotic yoghurt. *J. of Applied Microbiology* 90: 268-278.
- mak nat, S, Soltani, H, Reid, G. (2009). Growth and survival of *Lactobacillus reutri* RC-14 and *Lactobacillus rhamnosus* GR-1 in yoghurt for use as functional foods. *Innovative Food Science&Emerging Technologies*. 10:293-296.
- Hartemink, B., J., Kok, G., Weenk, H, and Rombouts, F.M. (1996).Raffinose bifidobacterium (RB)agar, a new selective medium for bifidobacteria. *J. Microbiological methods*. 67:33-43.
- Helland, M.H, Wicklund, T and Narvhus, J.A. (2004). Growth and metabolism of selected strains of probiotic bacteria, in maize porridge with added maltey barley. *International J. of Food Microbiology*. 91: 305-313.
- Horreini: S.; Lnserra, P., Araghi-Niknon, M and Watson, R.R. (2001). Colostrum and milk in treatment of disease. *Adu. Nutr. Res.* 10:201-212.
- Huebener, J,Wehling,R.L.,Parkhurst,A.and Hutkins ,R.W.(2008).Effect of processing conditions on the prebiotic activity of commercial prebiotics.*International Dairy Journal*.18:287-293.
- Jones, P-J. and Jew, S. (2007). Functional food development: Concept and reality. *Trends in food science&Technology*. 18: 387-390.
- Kamauchi, O, Mitsuyama, K, Andoh, A, Fujiyama, Y, Sata, M, Bamba, T, Araki, Y, Takeuchi, K and Hanai, H, (2003). Beneficial effects of prebiotics, germinated barley foodstuff, in the long term treatment of ulcerative colitis: a multi-center open control study. *Gastroenterology*. 124: A260-A270.
- Kedia, G, Vazquez, J, A and Pandiella, S.S. (2008). Fermentability of whole Oat flour. Peritec flour and bran by *Lactobacillus plantrum*. *J. of Food Engineering*. 89: 246-249.
- Kedia, G, Wang, R, Patel, H. and Pandiella, R.S. (2007). Use of mixed cultures for the fermentation of cereal-based substances with potential probiotic properties. *Process Biochemistry*. 42: 65-70.

- Khaleel, I.M, Muhyaddin, M.O, and Taha, A.A. (2008). Using of wheat germ agglutinin and commercially lectins for lactobacillus typing. The 3rd International Conference of Food Science and Nutrition.p: 476-500.
- Lee, H.S., Gilliland, S.E. and Carter, S. (2001). Amyolytic cultures of *Lactobacillus acidophilus*: Potential probiotics to improve dietary starch utilization. J. Food Sci., 66: 338-344.
- Liong, M. T. and Shah, N.R. (2005). Optimization of growth of *Lactobacillus casei* ASCC 292 and production organic acids in the presence fructooligosaccharide and maltodextrin. J. Food Sci., 70:M133-M120.
- Manzi, P, Marconi, S and Pizzoferrato, L. (2007). New functional milk-food products in the Italian market. Food Chemistry. 104: 808-813.
- Martensson, O, Oste, R. and Holst, O. (2002). The effect of yoghurt culture on the survival of probiotic bacteria in oat-based , non-dairy products. Food Research International. 35: 775-784.
- Matteuzzi, D, Swennen, E, Rossi, M, Hartman, T. and Lebet, V. (2004). Probiotic effects of a wheat germ preparation in healthy subjects. Food Microbiology. 21: 119-124.
- Michida, H, Tamalampudi, S, Pandiella, S.S, Webb, C, Fukuda, H, Konda, A. (2006). Effect of cereal extracts and cereal fiber on viability of *Lactobacillus plantarum* under gastrointestinal tract conditions. Biochemical Engineering J. 28:73-78.
- Novik, G.I, Wawrzynczk, J., Norrlov, O, and Szwajcer-Dey, E. (2007). Fractions of barley spent grain as media for growth of probiotic bacteria. Microbiology. 76:804-808.
- Patel, H.M, Pandiella, S.S, Wang, R.H. and Webb, C. (2004). Influence of malt, wheat and barley extract on the bile tolerance of selected strains of Lactobacilli. Food Microbiology. 21:83-89.
- Ravula, R.R. and Shah,N.P.(1998).Selective enumeration of *Lactobacillus casei* from yoghurt and fermented milk drinks .Biotechnol Techniq.12:819-825.
- Reid, G. (2008). Probiotics and prebiotics-Progress and challenges. International Dairy J. 18: 969-975.
- Roberts, A.K.R., Chierici, G, Sawatzki, M.J., Hill, S., Volpato, and Vigi, V. (1992). Supplementation of an adapted formula with bovine lactoferrin : 1- Effect on the infant faecal flora. Acta Paediatz. 81: 119-123.
- Sabikhi, L, and Mathur, B.N. (2001). Probiotic cultures in dairy foods-A review. Indian. J. Dairy Sci., 54:178-185.
- Sadek, Z.L., El-Shafei, K; Effect, B.A. and Sharaf, O.M. (2003). Manufacture of functional fermented beverage containing cereal extracts. Annals Agric. Sci. Ain Shams. Univ. 48: 677-690.
- Salatin, F., Mietion, B. And Gauchetron, F. (2005). Buffering capacity of dairy products. Int. Dairy J. 15: 93-109.
- Salminen, S., and Wright, A.V. (1993). Lactic acid bacteria. Marcel Dekker, New York.

- Sanni,A.I.,Guyot-Morlon,J.,and Guyot,J.P.(2002).New efficient amylase-producing strains *Lactobacillus plantarum* and *L.fermentum* isolated from different Nigerian traditional fermented food .International Journal of Food Microbiology. 72:53-62
- SAS User's Guide L: Statistics version 8.0, (2000). SAS Inst, In Cary. NC. U.S.A.
- Shah, N, P. (2007). Functional cultures and health benefits. International Dairy J. 17: 1262-1277.
- Sharaf, O.M.; Abd El-Khalek, A,B. and El-Shafei, K. (2003). The use of some carbohydrates in functional dairy products. Arab Univ. J. Agric Sci., 11:593-607.
- Shin, H.S, Lee, J.-H, Pestka, J.J. and Ustunol, Z. (2000). Growth and viability of commercial bifidobacterium in skim milk containing oligosaccharides and inulin. J. Food Sci., 65:884-887.
- Tian, S., Nakamura, K. and Kayahana, H., (2004). Analysis of phenolic compounds in white rice brown rice and germinated brown rice. J. Agric. Food Chem. 52:4808-4813.
- Trachoo, N. and Boudreuy, C. (2006). Therapeutic properties of probiotic bacteria. J. Biol. Sci. 6:202-208.
- Trachoo, N, Boudreuy, C, Moongngarm, Samappito, S. and Gaensakoo, R. (2006). Effect of geminated rough rice media on growth of selected probiotic bacteria. Paskistam J. of Biological Sciences:9: 2657-2661.
- Trachoo, N, Weehakama, P. Moongngarm A, and Suttajit, M. (2008). Stability of freeze-dried *Lactobacillus acidophilus* in banana, soybean and pearl barley powders. J. of Biological Sciences. 8:119-124.
- Tuohy, K., Probert, H, Smejkal, C.W. and Gibson, G.R. (2003). Using probiotics and prebiotics to improve gut health. Drug Discovery Today. 8:692-700.
- Wehling ,H.R.,and Hutkins,R.w.(2007).Functional activity of commercial prebiotics . International Dairy J.17:770-775.
- Wang, N.F, Shi, Y,H, Sum, J. and Le, G.W. (2007). Evaluation of peanut flour fermented with lactic acid as a probiotic food. Food Sci. Tech Int. 13: 469-474.
- www.nutra-fit.int.com
- Ziener, C.L. and Gibson, G.R. (1998). An overview of probiotics, prebiotics and synbiotics in functional food concept: Perspectives and future strategies. International Dairy J. 8: 473-479.

تقييم المحفزات التجارية لنمو بعض السلالات الميكروبية الداعمة للحويبة

إسماعيل حسين إسماعيل عبد الغنى*، سحر حسين صلاح محمد** و فاطمة على متولي رمضان*

* قسم علوم وتكنولوجيا الألبان كلية الزراعة - جامعة القاهرة - الجيزة - مصر

** قسم الألبان - المركز القومي للبحوث - الدقي - الجيزة - مصر

نظرا للأهمية الصحية والتغذوية لكثير من المواد كمحفزات للبائنات الداعمة للحويبة فقد استهدف هذا البحث تقييم استخدام الحبوب المحضرة مع سروب اللبن البقرى Germa-Fit® (جنين القمح) و Extra-Fit® (نقيق الارز) كمحفزات لنمو نوعين من البائنات الداعمة للحويبة وهما *L. gasseri* ، *L. rhamnosus* كبديل لبينة MRS الشائعة الاستخدام في نمو بكتريا حامض اللاكتيك وقد أظهرت النتائج إلى ما يلي:

- ١- باستخدام Germa-Fit® تم الحصول على أقصى عدد لخلايا *L. gasseri* ، *L. rhamnosus* ٩,٦ لوغاريم خلية/مل عند ١٦ ساعة من التحضين
- ٢- عند إضافة اللاكتوز إلى البينة Germa-Fit بتركيزات ٠,٥ ، ١ ، ١,٥% زاد معدل النمو لسلاطة *L. gasseri* بمقدار ٢,١ ، ٢,٣ ، ١,٧ (دورة لوغاريمية بينما زاد ٣ ، ٢,٣ ، ٢,٥ دورة لوغاريمية لسلاطة *L. rhamnosus* وذلك عند ١٢ ساعة من وقت التحضين
- ٣- كما دلت النتائج على أن : بينة Extra-Fit® لها تأثير أكثر ايجابية في معدل نمو سلاطة *L. gaseri* عن سلاطة *L. rhamnosus*
- ٤- كانت بينة Germa-Fit® المضاف إليها اللاكتوز لها اثر فعال في ارتفاع معدل نمو السلالتين الداعمة للحويبة بالمقارنة بكل من بينة Extra-Fit® و MRS
- ٥- وكانت التغيرات في pH تلك البيئات في حدود المدى الملائم لنمو بكتريا حامض اللاكتيك ونظرا لارتفاع أسعار خامات بينة MRS يوصى هذا البحث باستخدام هذه المحفزات التجارية لاحتوائها على كثير من العناصر الغذائية (المواد الكربوهيدراتية - البروتينية والأملاح والفيتامينات) للحصول على ١٠^٧ خلية/جم للمنتج ذو الخواص الوظيفية مما يساهم في تطوير كثير من المنتجات البنية ذات الخواص التغذوية والصحية العالية التي تتلائم مع رغبات جميع أعمار المستهلكين.