

MECHANICAL HARVESTING OF CANOLA CROP UNDER DIFFERENT PLANTING METHODS

Al-Gezawe, A. A.I.* and K. I. W. Ahmed**

ABSTRACT

*Field experiments were carried out to select the optimum mechanical harvesting and threshing method of canola crop (*Brassica napus* L.) under different planting methods. The performance of reciprocating mower and thresher was evaluated comparing with combine harvester as a function of change in forward speed (1.9, 2.5, 3.1 and 4.2 km/h), grain moisture content (10.4, 14.5, 17.8 and 21.3%) under different planting methods of manual, seed drill and pneumatic planter in terms of field capacity, field efficiency, total losses, power, energy and cost requirements. The experimental results reveal that total grain losses, energy and cost requirements were in the optimum region under the following recommended conditions:*

- *Harvesting canola crop by using combine harvester in order to minimize the total losses, energy and cost requirements.*
- *Optimum forward speed for harvesting canola crop is about 3.1 km/h, so as to obtain minimum cost requirements.*
- *Harvesting canola crop at an average grain moisture content of 14.5% to achieve the least losses as possible.*
- *Planting canola crop by pneumatic planter as the best method to ensure minimal grain consumption and optimal product yield.*

INTRODUCTION

Oil crops are considered one of the important sources of nutrition for millions of people all over the world. Canola (*Brassica napus*, L.) is a name applied to edible oilseed rape and considered as one of the most important oil crops in the world because its seeds contain about 40 % oil and 23 % protein. Canola is thought to have beneficial effects on soil structure. Where there is no subsoil hardpan, the large taproot provides channels that improve the rate of water infiltration and may provide access for the roots of following crops into the subsoil.

* Researcher of Agric. Res. Inst., Agric. Res. Centet, Dokki, Egypt.

** Lecturer of Agric. Eng. Dep., Fac. Agric. Zagazig Univ., Egypt.

The extensive fine root system in the surface also improves surface soil structure, creating more stable soil aggregates than those formed under cereals, and increasing infiltration rate. These effects are probably responsible for the common observation by farmers that canola leaves the soil more friable and easy to work.

The sowing and harvest times of canola are usually earlier than wheat, which spreads the time for using existing machinery. Timely harvest of canola is critical to prevent shattering. Shattering can account for significant crop losses, therefore harvesting must not be delayed. Pods and grains color is more important than overall color of the field in determining plant maturity. The factors that control the performance of harvesting machines can be divided into two sections: machine and plant. Machine variables include forward speed, peripheral speed of combine harvester cutter bar or reciprocating mower devices and feeding rate. Plant variables are considered critical factors such as variety, moisture content and degree of maturity. These mentioned factors affect directly on the crop losses, energy and cost requirements. *El-Haddad et al. (1995)* reported that combine harvester gave the lowest cost of about 229.0 L.E./fed in comparison with 283.4 L.E./fed for mounted mower and 300.0 L.E./fed for manual sickle system. *Lotfy et al. (2002)* evaluated two different methods for harvesting and threshing winter rapeseed crop in North Delta of Egypt. The first method by using combine harvester (Case-International 1620) was evaluated at different parameters such as: forward speed, drum speed, drum concave clearance at different moisture content of grains. The second method was by the traditional method (manual harvesting and mechanical threshing by using local threshing machine). The results revealed that by using combine harvester, the minimum rate of grain losses was 6.4% and maximum performance efficiency was 93.6% at forward speed of 1.8 km/h; drum speed of 28 m/s, drum concave clearance of 8 mm and grains moisture content of 15.3%. While, by using traditional method, the minimum rate of grain losses was 11.6% and maximum efficiency of threshing machine performance was 88.4% at drum speed of 27.5 m/s and grains moisture content of 15.3%. Energy requirement for the second method was equal 2.5 to 3.0 times of the first method. Total harvesting cost in the second method was equal to

1.7 times of the first method. So, the combine harvester is considered the proper method for harvesting winter rapeseed crop. *Imaraet al. (2003)* found that the total grain losses increased by increasing the combine forward speed. The total grain losses of indirect harvesting method (using mower and threshing machine) increased about 2.5 times of that of total grain losses of direct harvesting (using combine harvester). *Maniet al. (2012)* mentioned that effective mechanical harvesting time for decreasing harvesting loss of winter oilseed rape has been becoming a critical factor. An elite cultivar Zhongshuang 11 (*Brassica napus* L.) was employed in two rounds of field experiments from 2009 to 2011. Seeds were sown with machine, three combine harvesting times namely combine harvesting A, B, and C (CHA, CHB, and CHC) were designed and manual harvesting (MH) as control was performed at maturity. The harvesting treatments were determined according to color of pod and grains in the field. Grain yield loss and quality in different treatments were evaluated. Results showed that the highest yield appeared in CHB, which was significantly higher than that in MH. Furthermore, harvesting loss in CHB was 50% that in MH. Seed oil content and chlorophyll exhibited no obvious difference between CHB and MH. Economic profit analysis demonstrated that mechanical sowing/combine harvesting (MS/CH) showed an input/output ratio of 1:1.6, and it was 1:1.2 in mechanical sowing/manual harvesting (MS/MH). Labor-cost accounted for more than 70% of the total cost in MS/MH, which led to low profitability to a great extent.

So, the objectives of this work are to:

1. Select the best mechanized harvesting methods for canola crop in order to minimize grain losses that occur in the harvesting operation.
2. Optimize some different operating parameters affecting the performance of the mechanical harvesting and threshing of canola crop.
3. Determine the suitable planting method for canola crop to maximize crop yield.
4. Evaluate the used harvesting and threshing systems from the economic point of view.

MATERIALS AND METHODS

Field experiments were carried out on clay soil through agricultural season of 2012/2013 at Kafr El-Hamam farm, Sharkia Governorate, Egypt to select the optimum harvesting and threshing methods of canola crop under different planting methods in order to reduce total losses, energy and cost requirements. The mechanical analysis of the used experimental soil is 48.70% clay, 34.55% silt and 16.75% sand.

MATERIALS

1. Crop

The used canola crop with an average of 165 cm length, 6 branches per plant and 1.80 cm stem diameters with a plant population of 110 plant/m² under traditional method was harvested under all tests.

2. Machinery and equipment

The following machines were used in carrying out this investigation:

2.1. Combine harvester (Kubota): CA-385 EG Japan, Turbo diesel, four stroke, water cooled, 3 cylinders, engine power 35.33 kW (48hp), at 2800 rpm, cutting width 1400 mm, threshing drum (dia.×length) 420×710 mm, threshing drum rotating speed 520 rpm, overall length 4063 mm, overall width 1904 mm, overall height 2000 mm and mass 1979 kg.

2.2. Tractor Universal 650 M: Tractor Universal 650 M (2WD), made in Romania, four stroke, Diesel with direct injection, engine power 55.15 kW (75 hp), engine rated speed 1440 rpm and mass 3820 kg.

2.3. Tractor Kubota M8030-DT: Tractor Kubota M 8030-DT (4WD), made in Japan, four stroke, Diesel with direct injection, engine power 22.08 kW (30 hp), engine rated speed 2800 rpm and mass 1450 kg.

2.4. Reciprocating mower: Busatis M. 1102, made in Germany, rear mounted cutter-bar mower, source of power from P.T.O. Tractor, cutting width 1600mm, mass 190 kg and control hydraulic.

2.5. Thresher: Turkish thresher, El-shams, Egypt, Spike tooth drum, diameter of drum 630 mm, length of drum 1200 mm, 11 fingers per row, knife length 300 mm, concave length 120 mm, concave clearance 28 mm, centrifugal blower, overall length 4000 cm, overall width 2300 cm and overall height 2400 cm.

METHODS

The harvested experimental area of canola crop was about 3 feddans.

They divided into three equal plots (1feddan each). Every plot has dimensions of (105 x 40 m). The first plot was cultivated manually, the second plot was cultivated using the seed drill, while the third plot was cultivated using the pneumatic planter. Each plot was divided into two subplots (0.5 feddan each).

Two experimental groups namely A and B were carried out in each subplot:

A. The first group of tests was carried out under reciprocating mounted mower and threshing machine.

B. The second group of tests was conducted by combine harvester.

Manual planting was carried out with a seed rate of 3 kg/fed, while planting by seed drill was conducted at 40 cm distance between rows with a seed rate of 2.5kg/fed. Planting by pneumatic planter was deduced at 60 cm distance between rows and 5 cm between seeds in the same row with a seed rate of 2kg/fed.

The reciprocating mounted mower was operated by tractor Kubota with 30hp, while threshing machine was operated by Tractor Universal (650M) with 75hp. These groups were run under four grain moisture contents of 10.4, 14.5, 17.8 and 21.3% and four forward speeds of 1.9, 2.5, 3.1 and 4.2 km/h.

Grain moisture content was determined on dry basis with the standard oven method at 105°C for 24 h. in laboratory at faculty of Agriculture, Zagazig University.

- Measurements

Evaluation of treatment A comparing with treatment B was carried out taking into consideration the following indicators:

- Theoretical field capacity

The theoretical field capacity is the rate of the field coverage that would be obtained if the machine was performance its function 100% of the time at the rated forward speed and always covered 100% of its rated width (Kepner *et al.* 1978). Thus, it calculated as:

$$T_{f.c.} = (W_m \times F_s) / 4.2$$

Where: $T_{f.c.}$: Theoretical field capacity, fed/h

W_m : Width of the machine, m

F_s : Forward speed, km/h

- Actual field capacity

Actual field capacity was based upon the total effective operating time (Kepner *et al.* 1978). Thus, it calculated as:

$$A_{f.c.} = I / T_t$$

Where: $A_{f.c.}$: Actual field capacity, fed/h

T_t : Actual total time in hours required per feddan, h/fed

- Field efficiency

The field efficiency was calculated by using the following formula:

$$\eta_f = (A_{f.c.} / T_{f.c.}) \times 100$$

Where: η_f : Field efficiency, % $T_{f.c.}$: Theoretical field capacity, fed/h

- Total grain losses

The percentage of total grain losses was calculated using the following equation:

$$\text{Total grain losses} = (\text{Pre-cutting} + \text{Un-cutting} + \text{Operating} + \text{Threshing}) \text{ losses, (\%)}$$

- Fuel consumption

Fuel consumption per unit time was determined by using a calibrated tank (Refilling method) to measure the volume of fuel consumed during the operation time.

- Required power

The required power was calculated using the following formula-(Barger, *et al.* 1963).

$$P = w_f \times c.v. \times 427 \times \eta_{th} \times \eta_m \times 1 / (1.36 \times 75)$$

Where: P : Required power, kW w_f : Rate of fuel consumption, kg/s
 $c.v.$: Calorific value of fuel, kcal/kg

(Average $c.v.$ of solar fuel is 10000 kcal / kg)

427: Thermo – mechanical equivalent, kg.m / kcal

η_{th} : Thermal efficiency of the engine, .

(Considered to be about 30 % for diesel engine)

η_m : Mechanical efficiency of the engine, 83% for diesel engines.

- Energy requirements

Energy requirement was estimated according to fuel consumption by the following equation: —

$$\text{Energy requirements per feddan (kW. h/fed)} = \frac{\text{Required power (kW)}}{\text{Actual field capacity (fed / h)}}$$

$$\text{Energy requirements per unit of production (kW. h/Mg)} = \frac{\text{Energy requirements per feddan (kW. h/fed)}}{\text{Crop yield (Mg/fed)}}$$

Energy requirements per unit of production were calculated once for combine harvester and the other for reciprocating mower and thresher.

E_D : Energy requirements per unit of production for operating combine harvester.

$$E_i = E_h + E_{th}$$

Where:

E_i : Energy requirements per unit of production for operating reciprocating mower and thresher.

E_h : Energy requirements per unit of production for operating the reciprocating mower.

E_{th} : Energy requirements per unit of production for operating the threshing machine.

- The operational cost

The cost of mechanized operations was based on the initial cost of machine, interest on capital, cost fuel, oil consumed, cost of maintenance and wage of the operator according to the following formula of (Awady, 1978).

$$c = P / h \left(\frac{1}{e} + \frac{i}{2} + t + r \right) + (0.9 \text{ hp} \times f \times s) + \frac{W}{144}$$

Where: c : Hourly cost, L.E./h P : Capital investment, L.E.

h : Yearly operating hours. e : Life expectancy of the machine, year

i : Annual interest rate, % t : Taxes and over heads ratio, %

r : Annual repairs and maintenance rate, %

0.9 : A factor including reasonable estimation of the oil consumption in additions to fuel

hp : Horse power of engine, hp

f : Specific fuel consumption, l/hp.h

s : Fuel price, L.E./l W : Labor wage rate per month, L.E.

144 : Reasonable estimation of monthly working hours

The operational cost can be determined by using the following formula:

$$\text{Operational cost (L.E./ fed)} = \frac{\text{Hourly cost (L.E./ h)}}{\text{Actual field capacity (fed/h)}}$$

$$\text{Operational cost per unit of production (L.E./Mg)} = \frac{\text{Operational cost per feddan (L.E./ fed)}}{\text{Crop yield (Mg/fed)}}$$

The criterion cost was estimated by using the following formula of (Awady, et al. 1982)

$$\text{Criterion cost (L.E./Mg)} = \text{Operational cost} + \text{Total grain losses cost}$$

RESULTS AND DISCUSSION

The acquired results will be discussed under the following heads:

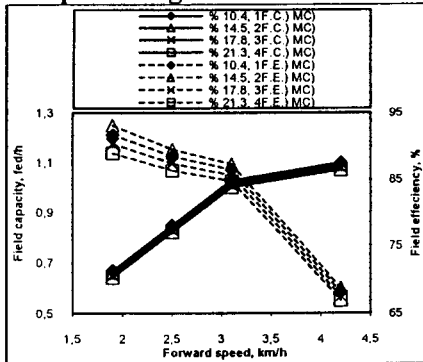
1. Field capacity and field efficiency

Field capacity and field efficiency are very important parameters which should be taken into consideration through machine performance evaluation. Fig. (1) showed the effect of forward speed on field capacity and field efficiency of reciprocating mower and combine harvester under different grain moisture contents. Results indicated that increasing forward speed, increased field capacity and vice versa with field efficiency. Increasing forward speed from 1.9 to 4.2 km/h, increased field capacity from 0.66 to 1.09, 0.67 to 1.10, 0.65 to 1.08 and 0.64 to 1.07 fed/h for reciprocating mower and from 0.57 to 0.94, 0.58 to 0.95, 0.56 to 0.93 and 0.55 to 0.92 fed/h for combine harvester at grain moisture contents of 10.4, 14.5, 17.8 and 21.3%, respectively. While, the field efficiency decreased from 91.67 to 68.13, 93.06 to 68.75, 90.28 to 67.50 and 88.89 to 66.88% for reciprocating mower and from 90.48 to 67.14, 92.06 to 67.86, 88.89 to 66.43 and 87.30 to 65.71% for combine harvester under the same speed conditions. The major reason for this reduction in field efficiency by increasing forward speed is due to the less theoretical time consumed in comparison with the other items of time losses.

2. Total grain losses

Total grain losses were affected by grain maturity, time of harvesting, field condition, forward speed and planting method. Results as shown in Fig. (2) explained that the highest value of forward speed, increased the total losses of treatment A and B under different planting methods. By decreasing forward speed from 3.1 to 1.9 km/h, the total losses of treatment A were increased from 5.13 to 5.31%, 4.94 to 5.10% and 4.81 to 4.92% for manual, seed drill and pneumatic planter, respectively at grain moisture content of 14.5%, however, the total grain losses of treatment B were increased from 2.70 to 3.14%, 2.47 to 2.78% and from 2.30 to 2.51% under the same previous conditions. Increasing forward speed from 3.1 to 4.2 km/h, increased grain losses from 5.13% to 5.39, 4.94% to 5.18% and 4.81% to 4.97% in treatment A, as for the total losses increased from 2.7% to 3.29%, 2.47% to 3.05% and from 2.30%

Reciprocating mower



Combine harvester

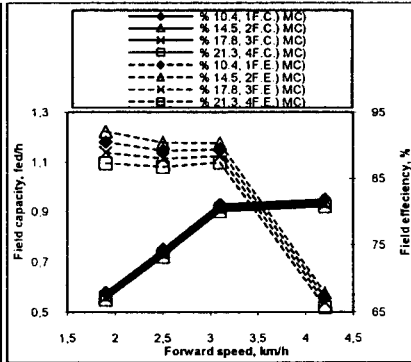
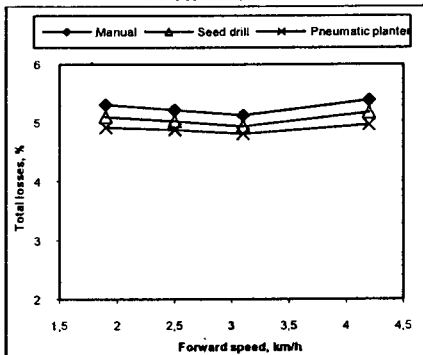


Fig. (1): Effect of forward speed on field capacity and field efficiency of reciprocating mower and combine harvester under different grain moisture contents

Treatment A



Treatment B

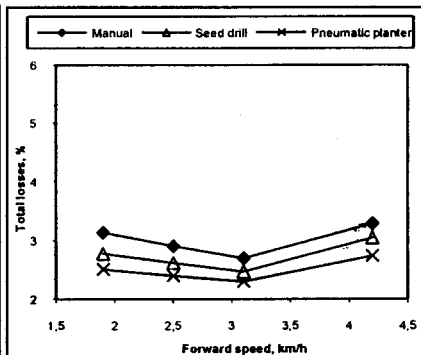


Fig. (2): Effect of forward speed on total losses of treatment A and Bat grain moisture content of 14.5 % under different planting methods

to 2.74% for treatment B under the same previous conditions. The increase in grain losses by increasing forward speed is attributed to the effect of plants forward deflections and high impact of the cutter bar with the plants. The lowest reduction in total losses was noticed under the use of pneumatic planter method for planting canola crop. This is may be attributed to good uniformity of distribution than other planting methods and no scramble between plants, resulting in reduction of total losses. As for the effect of grain moisture content on total losses as shown in Fig. (3), the results showed that the total grain losses were decreased by

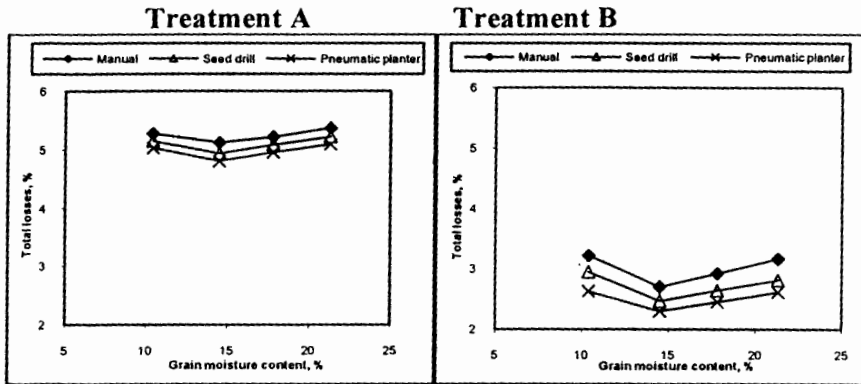


Fig. (3): Effect of grain moisture content on total losses of treatment A and B at forward speed of 3.1 km/h under different planting methods

increasing grain moisture content up to 14.5% and then increased under different planting methods. Because at lower grain moisture content, more grains were available to leave the pods, so any action on the grains would separate them from pods and thus shattered by cutter bar speed. On the other hand, the increase in grain losses by increasing grain moisture content is due to the elastic conditions of high materials moisture content, swelled enough and not easily to be separated. At 14.5 % grain moisture content, the percentage of total losses was 5.13%, 4.94% and 4.81% for treatment A and was 2.70%, 2.47% and 2.30% for treatment B under different planting methods of manual, seed drill and pneumatic planter and forward speed of 3.1 km/h. It was noticed from results that harvesting canola crop by combine harvester gave the least percentage of total grain losses than using reciprocating mower and thresher.

3. Power and energy requirements

The required power as well as the energy requirements are the best criterion for the suitable implement and very important from the design point of view. Figs. (4 and 5) showed the effect of forward speed and grain moisture content for manual, seed drill and pneumatic planter as different planting methods on power and energy requirements. Data explained that by increasing forward speed, increased required power and vice versa was noticed with energy requirements. The required power of treatment A was increased from 26.33 to 35.32 kW, 25.89 to 34.46 kW

and 25.42 to 33.67 kW for manual, seed drill and pneumatic planter, respectively by increasing forward speed from 1.9 to 4.2 km/h at grain moisture content of 14.5%. While, required power was increased from 16.61 to 21.66 kW, 16.02 to 21.14 kW and 15.38 to 20.77 kW for treatment B under the same former conditions. At 3.1 km/h forward speed, energy requirements per unit of production were 36.56, 35.90 and 34.97 kW.h/Mg for treatment A while, 15.64, 14.38 and 12.67 kW.h/Mg for treatment B at 14.5% moisture content under different planting methods of manual, seed drill and pneumatic planter, respectively. The increase in power by increasing forward speed was attributed to excessive load of plants on the cutter bar and the high impact of cutter bar with plants, thereby increasing the friction resistance. While, the decrease in the energy requirements by increasing forward speed was attributed to high values of field capacity at higher forward speed up to 3.1 km/h. any further, increase in forward speed from 3.1 to 4.2 km/h, energy requirements will increase. Because the rate of increase in the required power was more than the increase in the field capacity at forward speed of 4.2 km/h, consequently energy requirements increased at 4.2 km/h. It was noticed that the highest power and energy requirements were recorded through manual method, this may be attributed to non-uniformity of planting distribution and thereby excessive load and impact of plants on cutter bar, resulting in more power and energy than other methods. Treatment B consumed less power and energy than another method, because the combine harvester carried out many operations as harvesting and threshing in one pass at the same time, thereby reduced the consumed time, power and energy requirements. Concerning the effect of grain moisture content on power and energy requirements, the obtained data revealed that by increasing grain moisture content from 10.4 to 21.3%, the required power increased by 51.52, 53.41 and 52.68% for treatment A and 4.20, 3.31 and 3.73% for treatment B at forward speed of 3.1 km/h under manual, seed drill and pneumatic planter, in that order. While, the least energy requirements was obtained at 14.5% moisture content, this may be attributed to the highest field capacity at this moisture content.

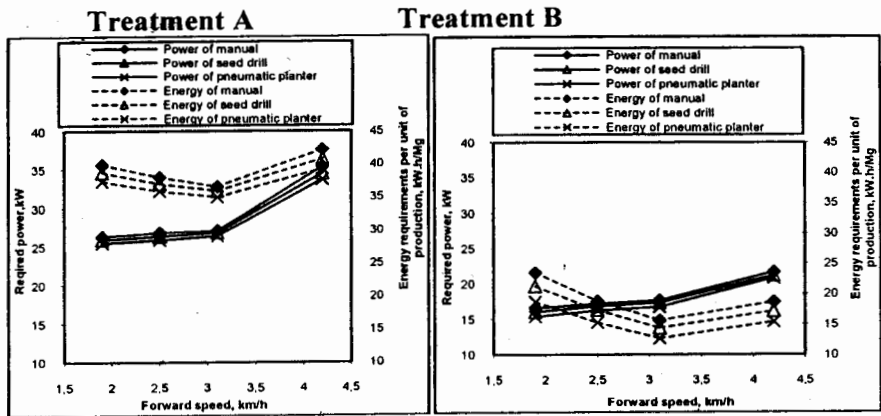


Fig. (4): Effect of forward speed on power and energy requirements of treatment A and B at grain moisture content of 14.5 % under different planting methods

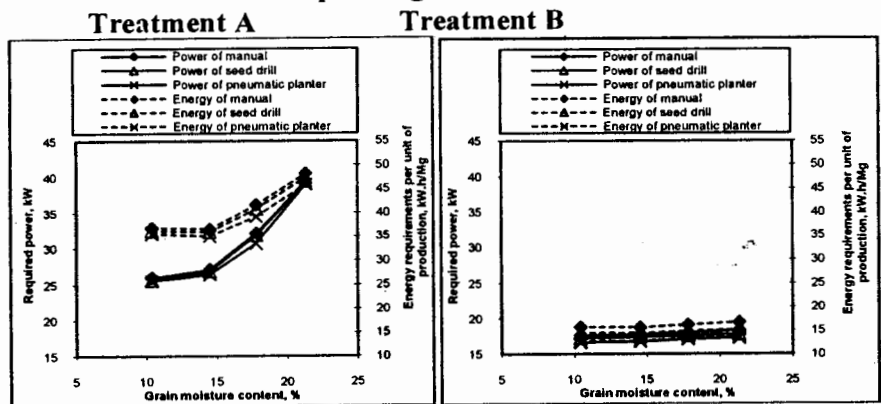


Fig. (5): Effect of grain moisture content on power and energy requirements of treatment A and B at forward speed of 3.1 km/h under different planting methods

4. Operational and criterion cost

Total costs of performing a field operation include charges of the machine, the utilized power and labor. The criterion cost was used as an important indicator for selecting the optimum harvesting system of canola cop. It was based on harvesting time, losses, fuel and operating cost. Fig. (6) showed the effect of forward speed on operational and criterion cost of treatments A and B at grain moisture content of 14.5 % under different planting methods.

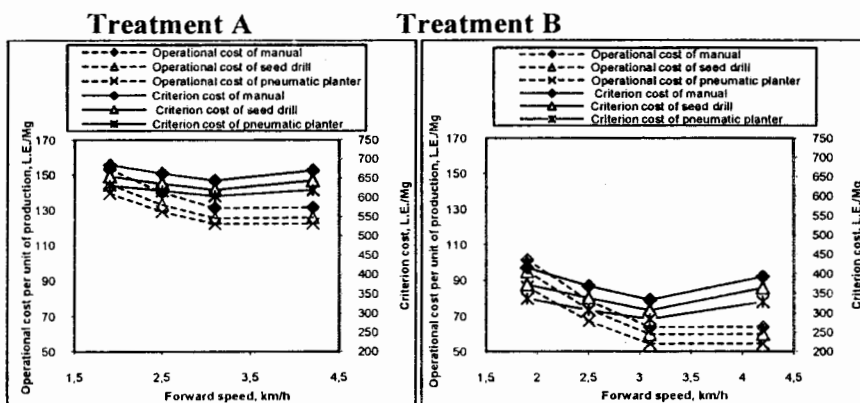


Fig. (6): Effect of forward speed on operational and criterion cost of treatment A and B at grain moisture content of 14.5 % under different planting methods

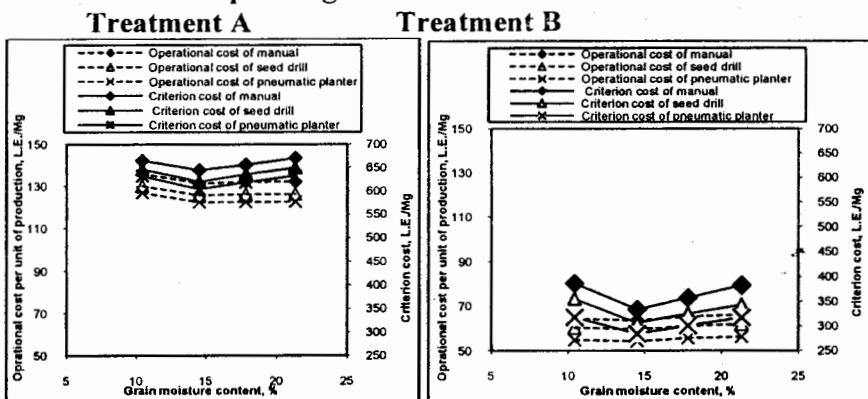


Fig. (7): Effect of grain moisture content on operational and criterion cost of treatment A and B at forward speed of 3.1 km/h under different planting methods

Results explained that operational cost was decreased by increasing forward speed. This may be due to the increase in field capacity as forward speed increased. The decrease in operational cost was remarked up to 3.1 km/h and then increased, because the rate of increase in fuel consumption was more than the increase in field capacity at forward speed of 4.2 km/h. The lowest value of operational cost was 131.29, 125.62 and 122.34 L.E./Mg for treatment A and 63.78, 59.75 and 54.35 L.E./Mg for treatment B at forward speed of 3.1 km/h and 14.5% grain

moisture content under manual, seed drill and pneumatic planter methods, respectively. Whereas, the results clarified that the lowest criterion cost was 644.29, 619.62 and 603.34 L.E./Mg for treatment A and 333.78, 306.75 and 284.35 L.E./Mg for treatment B at the same former conditions. The highest value of whether operational or criterion costs were under manual methods. Because high density of plants caused more resistance to the machine, consumed more fuel and power and more losses were occurred. Concerning the effect of grain moisture content on operational and criterion cost of treatments A and B at forward speed of 3.1 km/h under different planting methods shown in Fig. (7), data obtained that the highest values of criterion cost were 670.14, 649.21, 632.62 L.E./Mg for treatment A and 382.17, 342.91 and 317.35 L.E./Mg for treatment B at grain moisture content of 21.3% and forward speed of 3.1 km/h under manual, seed drill and pneumatic planter, respectively. By increasing grain moisture content, the criterion cost was decreased up to 14.5% and then increased. This was attributed to the increase of high shattering, grain losses which occurred at high or low levels of moisture content. The main reason for the cost reduction under the use of treatment B (combine harvester) comparing with treatment A (reciprocating mower and thresher) was attributed to the fact that combine harvester was done multi-purposes functions of harvesting, threshing and winnowing in one pass, requiring minimum fuel as well as operational time, resulting in minimum operational cost, minimum losses and then, minimum criterion cost.

CONCLUSION

Based on the obtained results in this study, the following recommendations can be drawn:

1. Use treatment B (combine harvester) gave the least total grain losses compared with treatment A (reciprocating mower and thresher).
2. Combine harvester recorded the least criterion cost comparing with using reciprocating mower and thresher under forward speed of 3.1 km/h, grain moisture content of 14.5% and planting by pneumatic planter.

REFERENCES

- Awady, M. N. (1978).** Engineering of tractors and agricultural machinery. Textbook, Col. Agric. Ain Shams Univ.: 174 p. (in Arabic).
- Awady, M. N; E. Y. Ghoneim and A. I. Hashish (1982).** A critical comparison between combine harvesters under Egyptian conditions. Res. But. No. 1920. Col. Agric. Ain Shams Univ.: P.13.
- Barger, E. L; J. B. Liljedahl, W. M. Carleton and E. G. Mckibben (1963).** Tractor and their power units. Wiley Eastern Private Limited, New Delhi, Second Edition.
- El-Haddad, Z. A; M. Y. El-Anssary and S. A. Ali (1995):** Cost benefit study under integrated mechanization systems. Misr J. Agric. Eng., 12 (1): 27-35.
- Imara Z. M.; Kh. A. A. Khadr, W. M. Mechail and A. O. M. Arif (2003).** Effect of different planting and harvesting methods on wheat production Misr J. Agr. Eng. 20(1):115-128.
- Kepner, R. A.; R. Bainer and E. Barger (1978).** Principles of farm machinery. Third Edition, AVI. publishing company, INC. Westport, Connecticut, U.S.A.
- Lotfy, A; A. H. AmerEssa and G. R. Gamea (2002).** A comparative study between two different methods for harvesting and threshing of winter rapeseed crop. Misr J. Agric. Eng., 19 (4): 867 – 880.
- Mani, Z. Chun-Lie, L. I. Jun, Z. Ming-hai, C. Yu- gui, L. I. Guang-ming and Z. Shu-jie (2012).** Mechanical Harvesting Effects on Grain yield loss, quality traits and profitability of winter oilseed rape (*Brassica napus* L.). J. of Integrative Agric., 11 (8): 1297 – 1304.

الملخص العربي**الحصاد الميكانيكي لمحصول الكانولا تحت طرق الزراعة المختلفة**

د/ عادل أحمد إبراهيم الجيزاوي* د/ كمال إبراهيم وصفي أحمد**

يعتبر محصول الكانولا من أهم المحاصيل الشتوية الزيتية ومصدراً هاماً من مصادر استخلاص الزيوت النباتية بعد زيت النخيل وزيت فول الصويا، كما أن زيت الكانولا من أحسن الزيوت النباتية عند استخدامه في تغذية الإنسان.

* باحث بمعهد الهندسة الزراعية - مركز البحوث الزراعية - الدقي - مصر.
** مدرس الهندسة الزراعية - قسم الهندسة الزراعية - كلية الزراعة - جامعة الزقازيق - مصر.

يحتوي زيت الكانولا على ٦% فقط من الأحماض الدهنية المشبعة ، ٩٤% أحماض دهنية غير مشبعة ، كما يعتبر زيت الكانولا المحصول الخامس من حيث التجارة العالمية يسبقه في ذلك الأرز - القمح - الذرة - القطن ثم الكانولا.

تهدف هذه الدراسة الى التوصية بالطريقة المثلى للحصاد الميكانيكى لمحصول الكانولا من خلال تحديد انسب سرعة أمامية للحصاد وفضل مستوى رطوبى للحبوب وطريقة مثلى لزراعة محصول الكانولا حتى يتسنى تقليل الفوائد الكلية والقدرة والطاقة المستهلكة وبالتالي التكاليف اللازمة لعملية الحصاد.

تم اجراء التجارب الحقلية فى أرض طينية خلال موسم ٢٠١٢/٢٠١٣ بكفر الحمام - محافظة الشرقية وذلك فى مساحة قدرها ثلاثة أفدنة تم زراعتهم بمحصول الكانولا وتم تقسيم الثلاثة أفدنة الى ثلاث قطع تجريبية (١ فدان لكل قطعة تجريبية) أبعاد كل منها (١٠٥ × ٤٠ متر) حيث تم زراعة القطعة الأولى بالطريقة اليدوية والقطعة الثانية بالسطارة وزرعت القطعة الثالثة باستخدام الزراعة الدقيقة بالبلانتر. قسمت كل قطعة تجريبية الى قطعتين مساحة كل منها (نصف فدان). وقد أجريت التجربة باستخدام المعاملات الآتية:

- طريقتين مختلفتين لإجراء عملية الحصاد والدراس لمحصول الكانولا باستخدام: معاملة (A): إجراء عملية الحصاد باستخدام المحشة الترددية وإجراء عملية الدراس بألة الدراس والتذرية الثابتة.

معاملة (B): استخدام الكومباين كنظام متكامل للحصاد والدراس والتذرية.

- أربعة سرعات أمامية مختلفة (١.٩ ، ٢.٥ ، ٣.١ و ٤.٢ كم/ساعة).

- أربعة مستويات رطوبة مختلفة للحبوب (١٠.٤ ، ١٤.٥ ، ١٧.٨ و ٢١.٣ %)

وقد تم دراسة أثر هذه المعاملات على كل من:

معدل الأداء والكفاءة الحقلية - الفوائد الكلية للحبوب - القدرة والطاقة المستهلكة وكذلك على التكاليف الكلية المطلوبة لعملية الحصاد.

ومن أهم النتائج المتحصل عليها يمكن التوصية بالآتى:

- حصاد محصول الكانولا باستخدام الكومباين لتقليل الفوائد الكلية والطاقة والتكاليف اللازمة وكذلك الوقت المستغرق فى عملية الحصاد.
- تشغيل الكومباين على سرعة أمامية قدرها ٣.١ كم/ ساعة حيث انها اعطت اقل تكاليف مطلوبة لعملية الحصاد.
- أنسب مستوى رطوبى لحصاد محصول الكانولا قدره حوالى ١٤.٥ % والتي اعطت اقل فوائد ممكنة.
- أفضل طريقة لزراعة محصول الكانولا بالزراعة الدقيقة بالبلانتر حيث انها اعطت أعلى انتاجية وتوزيع افضل للنباتات وبالتالي انخفضت القدرة والطاقة المستهلكة مقارنة بطرق الزراعة الأخرى.