

## PERFORMANCE OF LOCAL MAIZE CHOPPING MACHINE ATTACHED WITH FEEDING BELT

\*Aboamera, M. A., \*Mohamed, M. A.,  
\*Gamea, G. R. and \*\*Gomaa, E. M

### ABSTRACT

*A transported belt was attached to a traditional chopping machine to improve its performance during the chopping process of maize. Evaluation the chopping performance focused upon changing machine rotational speed, moisture content of corn and feeding quantity. The highest actual chopping time was 14.16 sec occurred at 1.56 kg of feeding quantity and 54.11% of corn moisture content at rate of 9.07 sec/kg. The highest rate of fuel consumption was 3.65 lit/h. kg. was observed at 73.45% of corn moisture content with 1.56 kg of feeding quantity. Maximum cutting efficiency (96.96%) was occurred at 54.11% of corn moisture content at 0.67 kg of feeding quantity. The highest machine productivity (2.55 ton/h) was observed at 2000 rpm of machine rotational speed with 1.56 kg of feeding quantity.*

**Keywords:** *modified chopping machine, mechanical chopping process of maize, actual time, maize chopping productivity, moisture content of maize during chopping process.*

### INTRODUCTION

**A**nimal feeding is one of the most serious problems facing animal producer and it can be solved by selecting the proper animal diet in the acceptable phase. A potentially serious economic problem in Egypt is the extreme shortage in animal feeds. Such problem appears to be growing rather than diminishing in magnitude or even stabilizing. conventional feeds are not entirely satisfactory because of their considerable high price. Moreover, green forage are only available in extremely low quantities in summer, and the conventional dry roughages are of limited quantities.

---

\*Professor of Agric. Eng. Dept. Menofia University

\*\*Demonstrator of Agric. Eng. Dept. Menofia University

Furthermore the present available animal feeds, in general, could hardly suffice the requirements of about 60% of the existing animal population (cattle, buffalo, sheep and goats). Thus, silage process was hoped to participate in solving the problem of feed shortage of livestock (Mohamed, et al. 1999)

Animal feedstuff is a very important aspect of livestock husbandry as it is a major limiting factor in the rearing of animals to meet the increasing demand for animal protein, milk, hides, and skin and other products (Adgidzi, 2007).

A drastic increase in animal body mass in the wet season, when there is abundant fresh grasses and abundant drinking water for the animals, can be noticed. However, in the dry season, when green grasses and water are not sufficient for the animals the resultant consequences is the loss in body mass, hence the little or no availability of milk and other dairy products, and high cost of meat in the market, (Umanna and Agishi, 1988).

Extension dairy team (2012) stated that harvesting a crop that is too wet often results in a poor, undesirable fermentation and, in the case of upright silos, extensive nutrient loss in seepage. Material that is ensiled too dry is difficult to pack in bags, bunkers or piles, and the resulting oxygen within the silage mass will cause extensive nutrient loss and is prone to spoilage. The optimum moisture content for harvesting corn for silage depends on the storage structure utilized.

Morad et al (2007) showed that increasing feed rate of corn stalks from 0.810 to 1.032 ton/h, decreased the percentage of cutting lengths of (<5cm) from 65 to 40%, while increased (>10-15cm) from 10 to 20% and of (>15-20cm) increased from 0 to 15%. Increasing feed rate from 0.810 to 0.960 ton/h, decreased the percentage of cutting lengths of (>5-10cm) from 25 to 20%. Any further feed rate increase from 0.960 to 1.032 ton/h, the percentage of cutting lengths of (>5-10cm) will increase from 20 to 25%, at constant rotating speed of 1550 rpm and constant moisture content of 83%.

**Lotfy (2003)** reported that, the power consumption for cutting different residues was increased with increasing cutting and feeding speed. The minimum values of power consumption were (13.86, 15.24, and 15.66 kW) noticed for cutting corn stalks, rice straw and cotton stalks respectively at 24.08 m/s cutting speed and 1.0 m/s feeding speed. The maximum values of power consumption were ( 22.97, 23.92 and 25.82 kW) for cutting corn stalks, rice straw and cotton stalks respectively at 43.35 m/s cutting speed and 2.5 m/s feeding speed.

**Younis et al. (2002)** developed a chopping machine and used it for cutting residues of rice, cotton and maize. They reported that the maximum required power and consumed energy, (11.77 kW and 12.99 kW.h /ton), were found at rotor speed 2200 and 1600 rpm respectively. Increasing of rotor speed from 1600 to 2000 rpm caused a decrease in consumed energy by 17.11%. While increasing of rotor speed from 2000 to 2200 rpm caused an increase in consumed energy by 12.9%.

**El-Sisi (2012)** stated that the cutting efficiency increased with increasing cutting drum speed for cotton stalks, that is due to an increase in the number of cuts per time unit and this increase the weight of the suitable cutting length. The cutting efficiency increased from 85.72 % to 97.77 % with increasing cutting speed from 1200 rpm to 2000 rpm at 8 % moisture content. Also increasing the cutting drum speed from 1200 to 2000 rpm increased the cutting efficiency from (85.72, 83.5 and 81.85 %) to (97.77, 95.43 and 93.87 %) at 8, 10 and 12 % moisture content, respectively.

**El-Ashry et al., (2004)** stated that chopping efficiency for maize crop residues increased as knife rotating speed increased from 520 to 920 rpm. At the same time, the chopping efficiency decreased by increasing both of forward speed from 0.9 to 4.5 km/h. and straw average moisture content from 12.20 to 21.65 %.

**Mohamed (2007)** stated that increasing rotating speed from 1250 to 1550 rpm ( 41.23 to 51.13 m/s ) at constant feed rate of 1.032 ton/h and constant moisture content of 83% for corn stalks, increased hourly cost from 25.06 to 26.3 LE/h and operational cost from 24.28 to 25.48LE/ ton.

Increasing feed rate from 0.810 to 1.032 ton/h at constant rotating speed of 51.13 m/s and constant moisture content of 83%, increased hourly cost from 25.23 to 26.33 LE/h while decreased operational cost from 31.15 to 25.51 LE/ton. Increasing residues moisture content from 10 to 32% at constant rotating speed of m/s and constant feed rate of 1.032 ton/h decreased hourly cost from 25.87 to 25.55 LE/h and operational cost from 25.07 to 24.76 LE/ton. Increasing moisture content more than 32% up to 83%, hourly cost will increase from 25.55 to 26.3 LE/h and operational cost from 24.76 to 24.48 LE/ton.

**Ibrahim (2006)** Pointed out that machine production increased with increasing the cutting speed for cutting maize stalks. For example the machine production was 0.82, 1.08, 1.13, 1.35 and 1.8 ton/h with increasing cutting speed from 1200, 1400, 1600, 1800 and 2000 rpm at 10.10% moisture content and 35° cutting edge angle. Machine production decreased from 2.14 ton/h to 1.34 ton/h with increasing cutting edge angle from 25° to 45° degree at 10.10% moisture content and 2000 rpm cutting speed. The minimum value of machine production was 0.75 ton/h at 1200 rpm cutting speed and 25° cutting edge angle and 65.6% moisture content while, the maximum value of machine production was 2.14 ton/h at 2000 rpm cutting speed 25° cutting edge angle and 10.10% moisture content. The machine production were affected by cutting drum speed, cutting edge angle and feeding drum speed.

The main objective of this study was to evaluate the performance of both local and modified maize chopping machines from the point of view of actual chopping time, required fuel consumption, cutting efficiency and productivity. In addition to drive the effect of the transported belt as a procedure in improving the chopping process.

## 2. MATERIAL AND METHODS

**Maize (*Zea mays*)**, was harvested and the average measured physical characteristics of each plant were as follows:

average stem diameter 22.205 mm, average length of stem 250.3 cm  
average ear diameter 51.7655 mm and average ear length 30.835 cm.

### **Chopping machine**

The cutting machine, that used in this work, was presented schematically in elevation and side view in fig. (1). The main equipment which used in this work was chopper machine.

The used chopping machine operated by tractor:

Tractor of four wheel and standard type of 90 HP (66.18 kW) power was used. The machine was connecting to the tractor and the power transmitted through the transmission system.

### **Studied factors**

The study focused and concerned with the effect of changing three main factors which were; feeding quantity, cutting speed and corn moisture content during the chopping process with both modified and non modified machines.

#### **(a) Feeding quantity**

Three different levels of corn feeding quantity were used (0.67, 1.12 and 1.56 kg). These values were computed according to the average wet mass of each plant at three levels of corn moisture content which were 54.11, 64.19 and 73.45% respectively. A large sample (2700 plants) were considered and the average dry mass (0.223 kg) was obtained. Due to this value, the feeding quantity of corn was calculated for 3, 5 and 7 corn plant and was 0.67, 1.12 and 1.56 kg respectively.

#### **(b) Cutting speed**

Five different levels of cutting speed were changed which were 1200, 1400, 1600, 1800 and 2000 rpm. Table (1) represents the values of the knives rotational speed and the corresponding values of the feeding drum speed. The values of the corresponding speeds were calculated according to the value of the transmission ratio of the gear box used in transfer the rotational speed to all moved member of the chopping machine.

#### **(c) Corn moisture content**

Three levels of corn moisture content were considered. Between each two consecutive levels, three days were left and the moisture content of corn was measured. The values of the tested corn moisture content were 73.45, 64.19 and 45.11%.

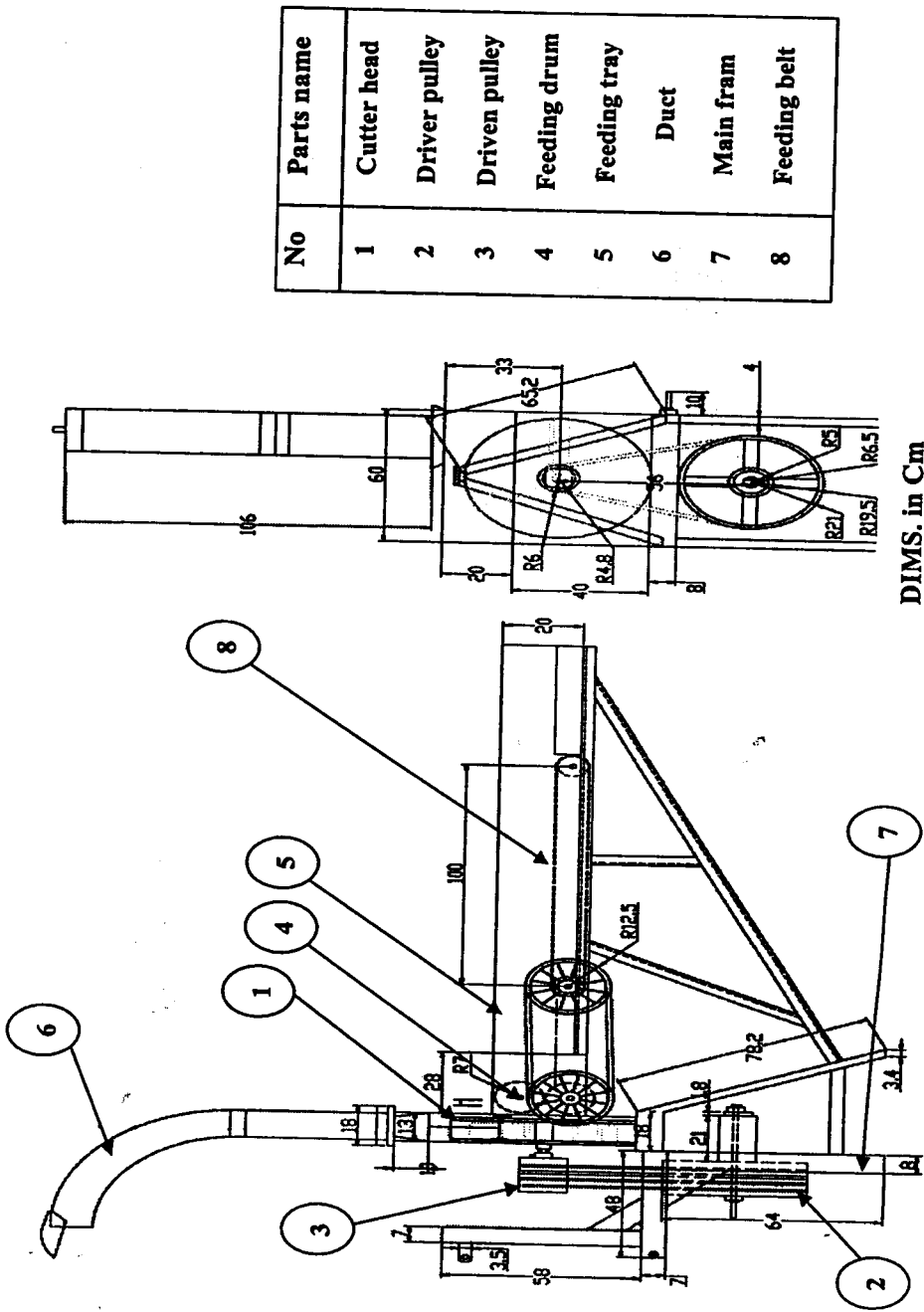


Fig. (1) Elevation and side view of the chopping machine.

Table 1: Corresponding values of feeding drum speed and belt drum speed at different levels of rotational speed of knives.

Item	Rotational speed of knives (rpm)				
	1200	1400	1600	1800	2000
Speed of feeding drum (rpm)	48	56	64	72	80
Speed of drum belt (rpm)	48	56	64	72	80
Forward speed of feeding drum m/min	21.12	24.64	28.16	31.68	35.20
Forward speed of feeding belt m/min	13.56	15.83	18.09	20.35	22.61

### Measuring instruments

Many measuring devices were used in evaluating the affected parameters. These devices were:

#### (a) Digital balance

Two kind of digital balance were used, one was used for determining the mass of samples of chopping corn plant with 0.01g accuracy and 5kg maximum reading and the other was used for determining the weight of the whole plant before chopping with 10g accuracy and 40 kg maximum reading.

#### (b) Drying oven

An Electrical drying oven was used to dry the samples of corn plant in order to calculate the corn moisture content. The operating power of the drying oven is 1.2 kW and has a temperature range 5 to 240 c with 1 c adjustment accuracy.

#### (c) Rotational speed of the rotating shaft

The velocity of the rotating shaft was measured by means of a multi-range tachometer. It gives the rotational terms of velocity in rpm.

### Calculation of the affected variables

#### Corn moisture content (M.C)

Plant samples were dried at 105° C for 24 h using the electrical oven. The samples were weighted before and after drying and the corn moisture content (wet base) in (%) was determined using the following equation (AOAC, 1990):

$$M.C. = \frac{SB - SA}{SB} \times 100 \dots\dots\dots (1)$$

Where:

- M.C.= Corn moisture content (%);
- SB = Sample mass before drying (g); and
- SA = Sample mass after drying (g).

**Machine productivity**

The machine productivity of the chopping machine was calculated by dividing the output mass by the operating time of the chopping machine>

**Cutting efficiency**

Cutting length of the final product is an important parameter to evaluate the performance of the cutting process. Where, the suitable cutting length (Lc) that can be used to produce compost and the forage is in the range of 0 < Lc < 50 mm. Standard sieves that used for segregation a specific mass, (Sb) from the chopped production to several mass, having cutting length 0 < Lc < 50 mm. Consequently, the cutting efficiency(ηc) in (%) can be calculated as follows:

$$\eta_c = \frac{S_a}{S_b} * 100 \dots\dots\dots(2)$$

Where:

- ηc = Cutting efficiency (%);
- Sb = Mass of the chopped production before segregation, (g); and
- Sa = Mass of the chopped production after segregation of cutting length 0 < Lc < 50 mm, (g).

**Required power**

The required power for chopping process was calculated using the following equation (Embaby, 1985)

$$\frac{FC \times \rho_r \times L.C V \times \eta_m \times \eta_{th}}{3600} \dots\dots\dots(3)$$

Where:

- EP = Required power during the chopping process (kW);

- FC = Fuel consumption (L/h);
- $\rho_r$  = Density of the fuel (0.85 kg/L);
- L.C.V = Lower calorific value of fuel (41868kJ/kg);
- $\eta_m$  = Mechanical efficiency of engine, 80%; and
- $\eta_{th}$  = Thermal efficiency of the engine, (considered to be about 40% for diesel engine).

**Energy consumption**

Estimation of the consumed energy was carried out using the following equation:

$$EC = \frac{Ep}{p} \dots\dots\dots(4)$$

where:

- EC=Energy consumption (kW.h/ton);
- Ep= Required power (kW); and
- p= Machine productivity (ton/h)

**3. RESULTS AND DISCUSSION**

**Actual chopping time**

At each level of feeding quantity of corn, the actual consumed time was measured for both modified and non modified chopping machines. The measured time was recorded at the different levels of rotational speed of knives. In general at each rotational speed, the time of chopping increased with increasing feeding quantity of corn. While at each feeding quantity the actual time decreased with increasing rotational speed of knives. Increasing corn moisture content led to decrease the chopping time at each tested speed of knives.

For the modified machine the highest actual time (14.16 sec) was occurred with 1.56 kg of feeding quantity with a rate of 9.07 sec/kg and 54.11% of corn moisture content at 1200 rpm of rotational speed of knives. The lowest actual time (3.72 sec) was observed with 0.67 kg of feeding quantity with a rate of 4.68 sec/kg and 73.45% of corn moisture content at 2000 rpm of rotational speed of knives. Fig(2) illustrates the relationship between the rotational speed of knives for the modified

chopping machine and the actual time through the chopping process at the three levels of corn moisture content and feeding quantity.

For the non modified machine the highest actual time(14.79 sec) was observed with 1.56 kg of feeding quantity with a rate of 9.48 sec/kg and 54.11% of corn moisture content at 1200 rpm of rotational speed of knives. The lowest actual time (6.13 sec) was occurred with 0.67 kg of feeding quantity with a rate of 9.15 sec/kg and 73.45% of corn moisture content at 2000 rpm of rotational speed of knives. Fig (3) illustrates the relationship between the rotational speed of knives for the non modified machine and the actual time through the chopping process at the three level of corn moisture content and feeding quantity.

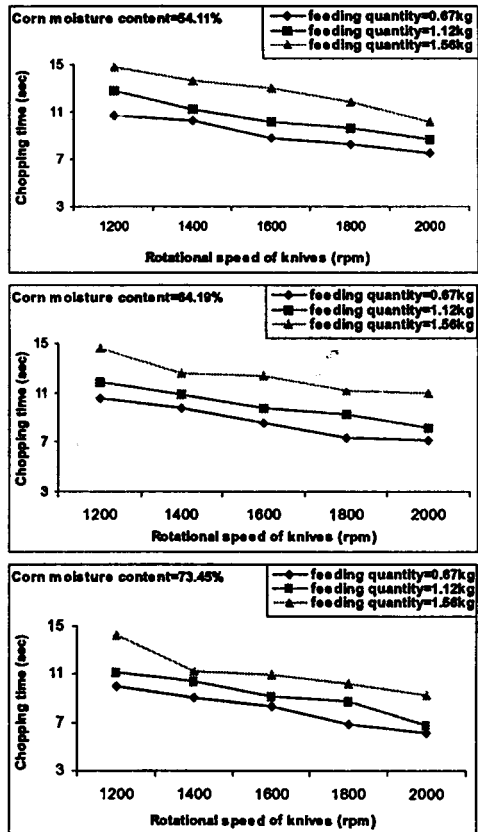
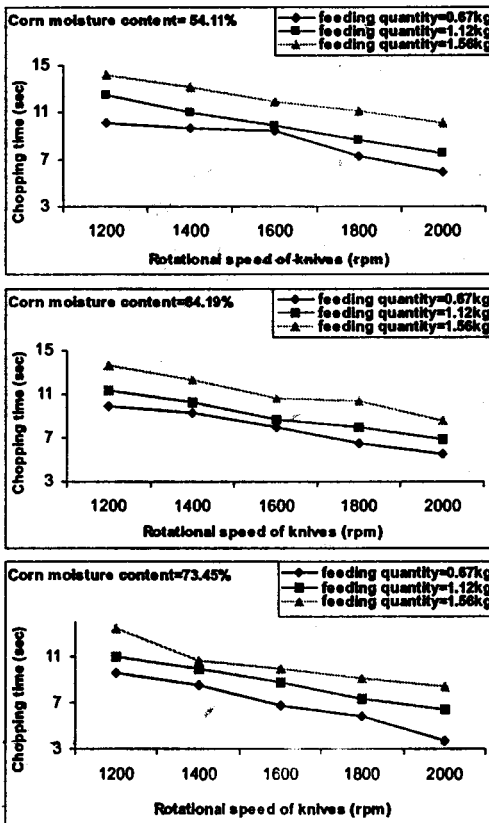


Fig (2): Chopping time at different levels of rotational speed of knives and different levels of dry feeding quantity for modified chopping machine

Fig (3): Chopping time at different levels of rotational speed of knives and different levels of dry feeding quantity for non modified chopping machine

### **Fuel consumption**

At each level of feeding quantity the fuel consumption increased with increasing the rotational speed of knives. Also increasing the feeding quantity led to increase the fuel consumption. Increasing the corn moisture content led to increase the required fuel at all levels of the knives rotational speed. All of this for the modified and non modified chopping machine.

**For the modified machine** the highest fuel consumption occurred at 73.45% of corn moisture content 5.70 lit/h with 1.56 kg of corn feeding quantity and 2000 rpm of knives rotational speed. Hence, the highest rate of fuel consumption was 3.65 lit/h. kg. The lowest fuel consumption (1.80 lit/h) was observed at 54.11% of corn moisture content with 0.67 kg of feeding quantity and 1200 rpm of knives rotational speed i.e the lowest rate of fuel consumption was 2.69 lit/h. kg. Fig.(4) showed the changed of fuel consumption with for the modified machine at the different levels of rotational speed of knives.

**For the non modified machine** the highest value of fuel consumption was 6.00 lit/h occurred at 73.45% of corn moisture content with 1.56 kg of feeding quantity (i.e 3.85 lit/h. kg) and 2000 rpm of knives rotational speed. Fig.(5) illustrates the variation of the fuel consumption according to due to changing rotational speed of knives.

### **cutting efficiency**

For the modified machine and non modified machine, increasing the rotational speed of knives led to increase the cutting efficiency at all levels of corn moisture content and feeding quantity. Also increase both the moisture content of corn and feeding quantity led to decrease the cutting efficiency at each level of corn moisture content and each level of knives rotational speed.

**For the modified machine** the highest cutting efficiency(96.96 %) was observed with 2000 rpm of the rotational speed of knives and 54.11% of corn moisture content at 0.67 kg of feeding quantity. The lowest cutting efficiency was 84.92 occurred at 73.45% of corn moisture content with 1.56 kg of corn feeding quantity and 1200rpm of knives rotational speed. Fig.(6) represents the relationship between the rotational speed of knives for the modified chopping machine and the cutting efficiency.

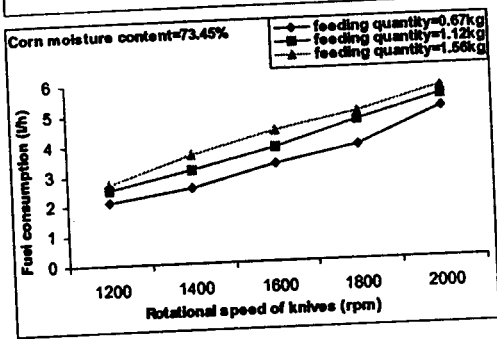
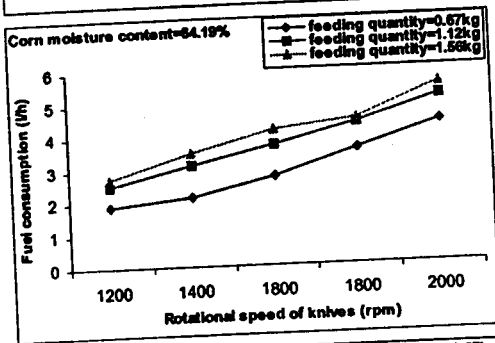
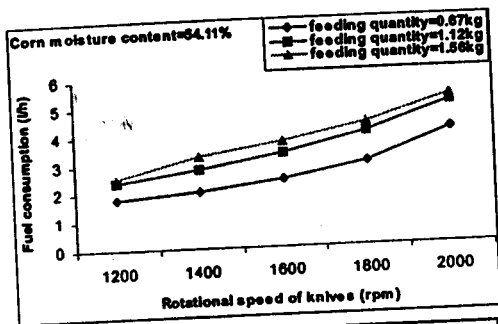


Fig (4): Fuel consumption at different levels of rotational speed of knives and different levels of dry feeding quantity for modified machine

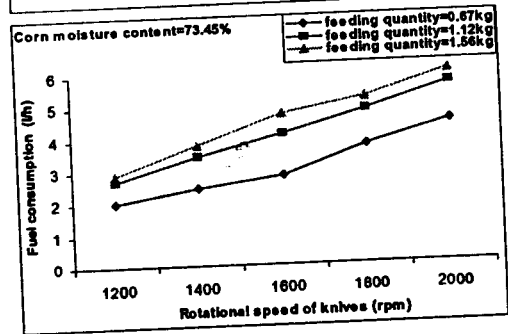
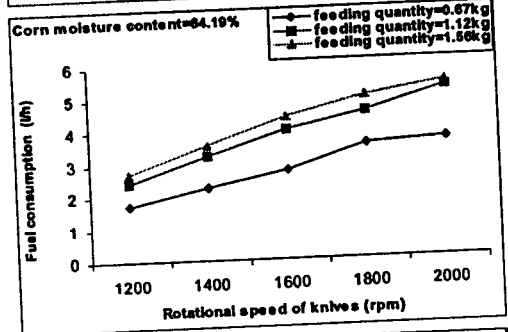
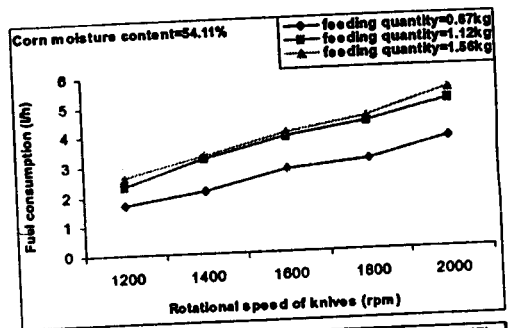
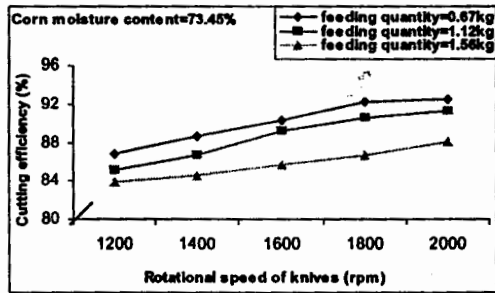
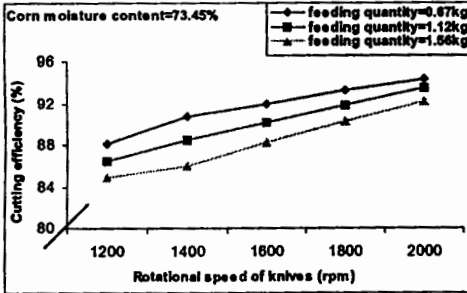
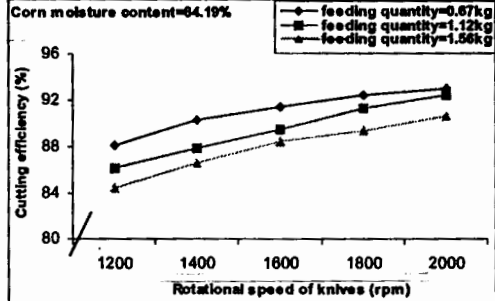
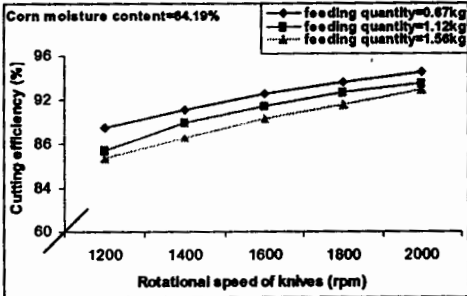
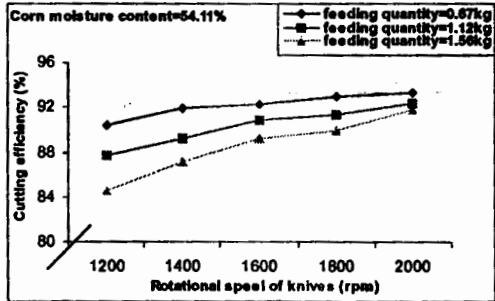
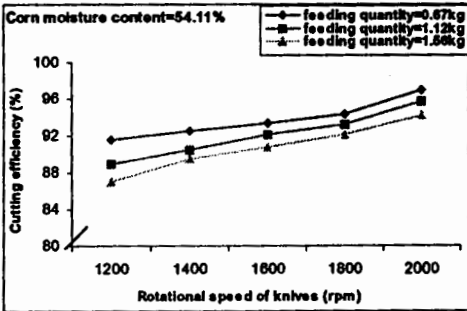


Fig (5): Fuel consumption at different levels of rotational speed of knives and different levels of dry feeding quantity for non modified machine

For the non modified machine the highest cutting efficiency(93.37 %) was occurred with 2000 rpm of knives rotational speed and 0.67 kg of feeding quantity at 54.11% of corn moisture content. The lowest cutting efficiency occurred at 73.45 % of corn moisture content was 83.84 % with 1.56 kg of feeding quantity and 1200 rpm of knives rotational speed.

Fig.(7) showed the cutting efficiency for the non modified chopping machine due to changing the rotational speed of knives.



Fig(6): Cutting efficiency at different levels of rotational speed of knives and different levels of dry feeding quantity at the three levels of moisture content for the modified machine.

Fig(7): Cutting efficiency at different levels of rotational speed of knives and different levels of dry feeding quantity at the three levels of moisture content for the non modified machine.

chopping energy

The chopping energy increased with increasing the rotational speed of knives at each feeding quantity except when increasing from 1800 to

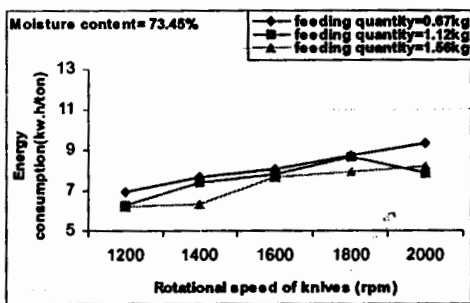
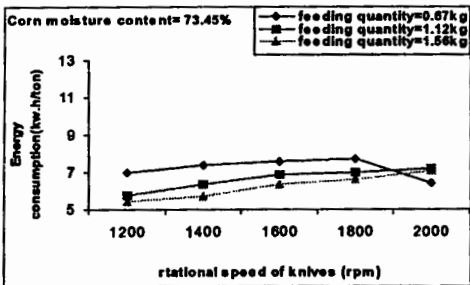
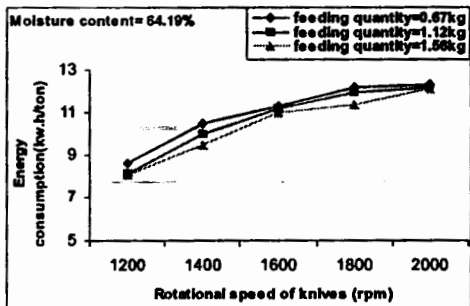
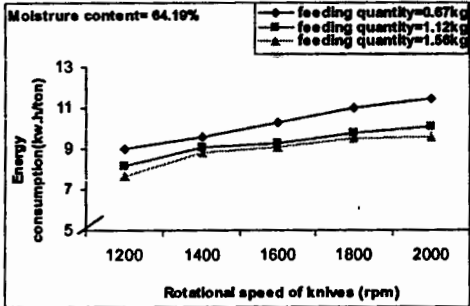
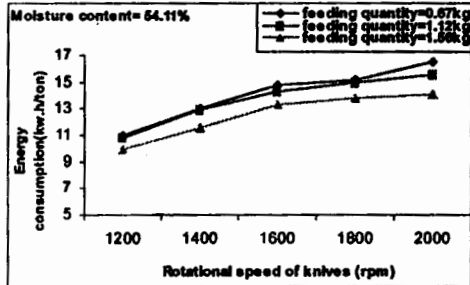
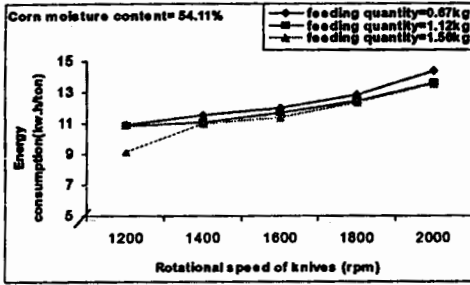
2000 rpm with 0.67 kg of feeding quantity at 73.45% and from 1800 to 2000 rpm with 1.12 kg of feeding quantity at 73.45% of corn moisture content for modified and non modified chopping machine respectively. At each level of corn moisture content, the chopping energy decreased with increasing the feeding quantity at each level of the rotational speed. Also increasing corn moisture content led to decrease the chopping energy at each level of corn feeding quantity.

**For the modified machine** the highest chopping energy (14.42 kW.h/ton) was observed with 54.11% of corn moisture content at 0.67 kg of feeding quantity and 2000 rpm of knives rotational speed. The lowest chopping energy (5.42 kW.h/ton) was occurred with 73.45% of corn moisture content at 1.56 of feeding quantity and 1200 rpm of knives rotational speed. Fig.(8) showed the changing of the chopping energy according to the values of the rotational speed of knives for the modified machine.

**For the non modified machine** the highest chopping energy (16.53 kW.h/ton) was observed with 54.11% of corn moisture content at 0.67 kg of feeding quantity and 2000 rpm of knives rotational speed. The lowest chopping machine (6.17 kW.h/ton) was occurred with 73.45% of corn moisture content at 1.56 of feeding quantity and 1200 rpm of knives rotational speed. Fig.(9) illustrates the variation of the chopping energy according to the value of the rotational speed of knives for the non modified machine.

The machine productivity in (ton/h) considered an important operating parameter which used in evaluating the efficient performance of the chopping machine. For both of modified and non modified chopping machine, increasing the rotational speed of knives in (rpm), corn moisture content in (%) and feeding quantity in (kg) led to increase the machine productivity.

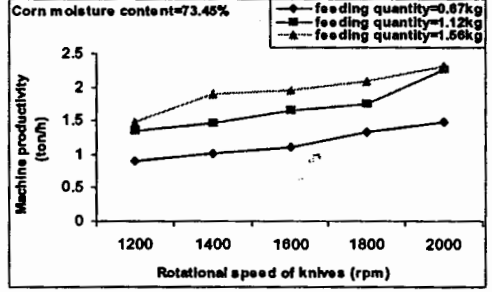
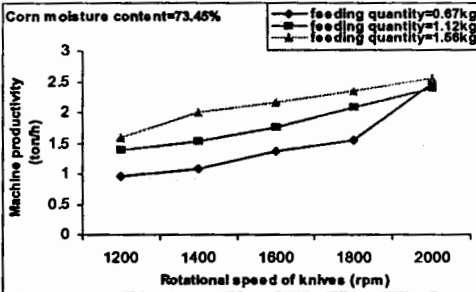
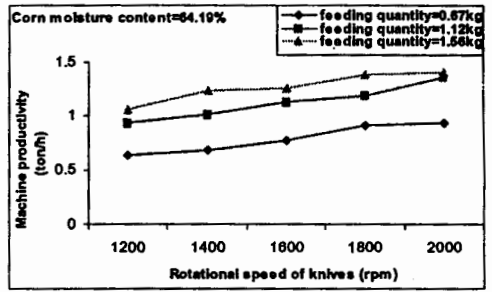
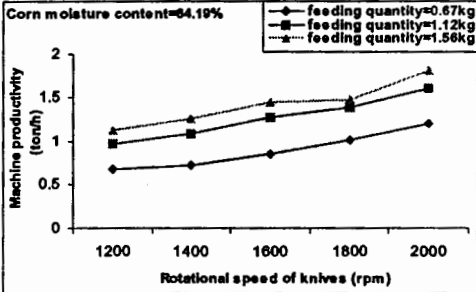
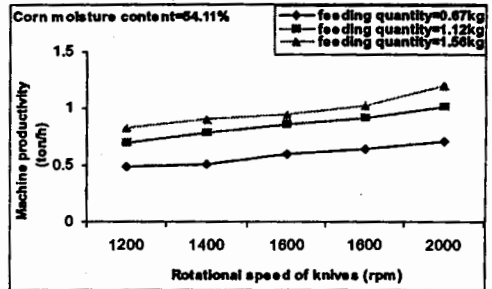
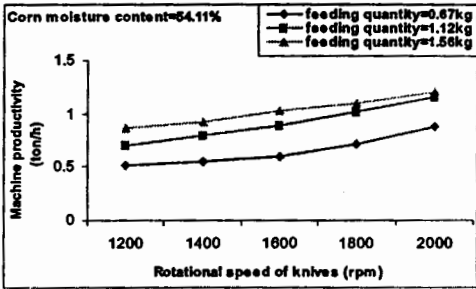
**For the modified machine** the highest productivity occurred at 73.45 % of corn moisture content was 2.55 ton/h with 1.56 kg of feeding quantity and 2000 rpm of knives rotational speed. The lowest productivity was 0.52 ton/h occurred at 54.11% of corn moisture content with 0.67 kg of feeding quantity and 1200 rpm of knives rotational speed. Fig.(10) represents the relationship between the rotational speed of knives for the modified machine and the productivity.



Fig(8): Chopping energy at different levels of rotational speed of knives and different levels of dry feeding quantity at the three levels of moisture content for the modified machine.

Fig(9): Chopping energy at different levels of rotational speed of knives and different levels of dry feeding quantity at the three levels of moisture content for the non modified machine.

For non modified machine the highest productivity (2.32 ton/h) was observed with 73.45 % of corn moisture content at 0.67 kg of feeding quantity and 1200 rpm of the rotational speed of knives. The lowest productivity (0.49 ton/h) was observed with 54.11 % of corn moisture content at 0.67 kg of feeding quantity and 1200 rpm of knives rotational speed. Fig.(11) illustrates that for the non modified machine the effect of changing the rotational speed of knives on the productivity.



Fig(10): Machine productivity at different levels of rotational speed of knives and different levels of dry feeding quantity at the three levels of moisture content for the modified machine

Fig(11): Machine productivity at different levels of rotational speed of knives and different levels of dry feeding quantity at the three levels of moisture content for the non modified machine.

**CONCLUSION**

The obtained results concluded the following procedures:

- 1- carrying out the chopping process for corn using the modified machine included a transported belt because of the higher factor of safety and less dangerous exist.

- 2- Operating the modified at higher level of rotational speed of knives because of lower actual chopping time and lower rate of fuel consumption that obtained with modified machine.
- 3- Operating the chopping process with the low level of corn moisture content.
- 4- For having higher cutting efficiency, it recommended using the modified machine at the lower level of rotational speed and lower level of corn moisture content.
- 5- The values of the obtained productivity concluded using the modified machine at all levels of both corn moisture content and feeding quantity.
- 6- The lowest actual chopping time(3.72sec) was observed with the modified machine at 2000 rpm of knives rotational speed, 0.67 kg of feeding quantity and 73.45% of corn moisture content.
- 7- The lowest value of fuel consumption was 1.7 lit/h occurred at 54.11% of corn moisture content with 0.67 kg of feeding quantity and 1200 rpm of knives rotational speed for the non modified machine.
- 8- The best chopping efficiency occurred at 54.11% of corn moisture content was 96.96% with 0.67 kg of corn feeding quantity and 2000 rpm of knives rotational speed for the modified machine.
- 9- The highest productivity(2.55 Mg/h) was observed with the modified machine at 2000 rpm of knives rotational speed, 1.56 kg of feeding quantity and 73.45% of corn moisture content.

#### REFERENCES

- Adgidiz, (2007) "Development and performance evaluation of a forage chopper". Journal of Agricultural Engineering and Technology (LAET). Federal University of Technology, Minna, Niger state, Nigeria. volume 15, 2007. P.P. 12-24.
- AOAC (1990) "Association official Analytical chemists". 15<sup>th</sup> edn. Washington Dc, U.S.A
- El-Ashry. A. S.; E. H. Musa; and I. S. Yousef(2004) Development of a combination unit for cutting and chopping corn stalks during harvesting. Misr J. Ag. Eng., 21 (3): 685-696.

- El-Sisi, S. F. B (2012).** Some engineering factors affecting handling of residuals and its relation to environment. M. Sc. thesis, Menofia Univ., Agric. Eng. Department. June 2012. P.P. 1-129.
- Embaby, A. T. (1985)** "A comparison of the different mechanization systems for cereal crop production". M.Sc thesis, Faculty of Agriculture., Cairo University.
- Extension dairy team (2012).** Making quality corn silage. Iowa State University, Iowa Beef Center. P.P, 1:3.
- Ibrahim, A. A. (2006)** Study of some engineering factors affecting the performance of a machine for cutting field residues. M. Sc. thesis, Menofia Univ. Agric. Eng. Department. 2006. P.P. 1-142.
- Lotfy, A. (2003)** "Development and performance evaluation a machine for cut and throw agricultural residues". Misr, J.AG. Eng., 20(3): 724-736.
- Mohamed, H. I. A (2007).** Effect of mechanical chopping and adding different farm residues on soil physical properties and wheat yield. M. Sc. thesis, Zagazig Univ., Agric. Eng. Department. P.P. 1-85.
- Mohamed, M.A. ; G.H, El-Sayed ; and K.E.S.Hegazy (1999).** Some factors affecting power and energy requirements for forage harvester. Msr. J. Ag. Eng., 16(4), October, 1999.
- Morad, M. M. ; M. A. Arnaout ; O. A. Omar ; and H. I. Ahmed (2007)** "Effect of mechanical chopping and adding different farm residues on soil physical properties and wheat yield" Zagazig J. Agric. Res., Vol. 34 No. (4) pp. 781-804.
- Umunna, N. N. and Agishi, E. C.( 1988 )** "Nutritive value of savanna grasses and harvest residues for use in dry season animal feeding". Invited paper at the scrub savannah studies symposium. Bauchi, Nigeria. February, 7 – 8, 1988.
- Younis, S. M.; M. I. Ghonimy.; M. A. Baiomy.; and T. H. Mohamed (2002)** "Techno-economic evaluation of a developed field crop residues chopper". Misr, J.AG.Eng, 19(4): 63-80.

الملخص العربي

## أداء آلة تقطيع نبات الذرة متصل بها سير تغذية

أ.د/ محمد على حسن أبو عميرة\* أ.د/ محمود على محمد\*  
أ.د/ جمال رشاد جامع\* و م/إبراهيم محمد عمر جمعة\*\*

أجريت هذه الدراسة بورشة كلية الزراعة بشبين الكوم التابعة لقسم الهندسة الزراعية بكلية الزراعة جامعة المنوفية بعد حصاد محصول الذرة صنف هاى تك ٢٠٣١ على ألتنين لفرم عيدان الذرة وانتاج السيلاج أحدهما آله الفرمة التقليدية والآخرى آله فرم محملة بإضافة سير ناقل لعيدان الذرة أثناء التلقيح وذلك لمقارنة معايير الاداء لكل آله عند نفس عوامل الدراسة وأستهدفت الدراسة قياس بارامترات الأداء المستخدمة فى المفاضلة بين الألتنين تحت الدراسة حيث تمثلت بارامترات الأداء فى قياس وحساب كل من:

- ١- الزمن الفعلى اللازم للتقطيع (ساعة/ميجا جرام)
- ٢- استهلاك الوقود (لتر/ساعة)
- ٣- كفاءة القطع (%)
- ٤- الطاقة اللازمة للتقطيع (كيلو وات ساعة/ميجا جرام)
- ٥- الإنتاجية (ميجا جرام/ساعة)

وقد أجريت الدراسة تحت ثلاث عوامل بمستويات مختلفة لكل عامل وهى:

(أ)- السرعة الدورانية للسكاكين: أستخدمت خمس مستويات هى ١٢٠٠، ١٤٠٠، ١٦٠٠، ١٨٠٠ & ٢٠٠٠ لفة/دقيقة.

(ب)- المحتوى الرطوبى لنبات الذرة قبل الفرمة: تمت الدراسة عند ثلاث مستويات هى ١١، ١٩، ٦٤، ٤٥، ٧٣%.

(ج)- كمية التلقيح: كانت بثلاث مستويات هى ٠,٦٧ كجم (متوسط وزن ثلاث عيدان)، ١,١٢ كجم (متوسط وزن خمسة عيدان) & ١,٥٦ كجم (متوسط وزن سبعة عيدان).  
وقد تم الحصول على المستويات الخمس للسرعة الدورانية للسكاكين من خلال منظومة لنقل الحركة لمجموعة من الطارات والسيور والتي أعطت التخفيض اللازم للحصول على المستويات الخمس. وتم قياس هذه السرعة عند كل مستوى بجهاز قياس السرعة الدورانية (tachometer).  
أما المستويات الثلاث للمحتوى الرطوبى لنبات الذرة قبل الفرمة فقد تم الحصول عليهم عند فترات زمنية بعد الحصاد مباشرة حيث كان المحتوى الرطوبى لنبات الذرة (٧٣,٤٥%) وكان بعد الحصاد بثلاث أيام (٦٤,١٩%) أما بعد الحصاد بست أيام فقد وصل المحتوى الرطوبى لنبات الذرة إلى (٤٥,١١%) على أساس الوزن الرطب. وكان الوزن المتوسط الجاف للعود الواحد ٠,٢٢ كجم حيث أستخدم هذا الوزن لحساب كمية التلقيح عند كل مستوى من المستويات الثلاث للمحتوى الرطوبى لنبات الذرة.

\*أستاذ بقسم الهندسة الزراعية بكلية الزراعة جامعة المنوفية.

\*\*معيد بقسم الهندسة الزراعية بكلية الزراعة جامعة المنوفية.

وعند كل مستوى لمستويات عوامل الدراسة تم تكرار التشغيل ثلاث مرات وقياس وحساب بارامترات الأداء السابقة في كل مكرره وأيضا حساب متوسط القراءات لكل معاملة.

**وتوصلت الدراسة الى النتائج الآتية :**

(١)- تحقق أكبر زمن فعلى للفرم ومقداره ١٤,١٦ ثانية لآله الفرمة المعدلة عند سرعة ١٢٠٠ لفة/دقيقة للسكاكين ومحتوى رطوبى ٥٤,١١% وكمية تغذية مقدارها ١,٥٦ كجم بمعدل ٩,٠٧ ثانية/كجم بينما أقل زمن فعلى للفرم ومقداره ٣,٧٢ ثانية تحقق عند سرعة ٢٠٠٠ لفة/دقيقة للسكاكين ومحتوى رطوبى ٧٣,٤٥% وكمية تلقيم مقدارها ٠,٦٧ كجم بمعدل ٤,٦٨ ثانية/كجم.

(٢)- أكبر معدل لاستهلاك الوقود ومقدارة ٥,٧٠ لتر/ساعة كان لآله الفرمة المعدلة عند سرعة ٢٠٠٠ لفة/دقيقة للسكاكين ومحتوى رطوبى ٧٣,٤٥% وكمية تغذية مقدارها ١,٥٦ كجم بينما أقل معدل لاستهلاك الوقود ومقدارة ١,٧٥ لتر/ساعة كان عند سرعة ١٢٠٠ لفة/دقيقة للسكاكين ومحتوى رطوبى ٥٤,١١% وكمية تلقيم مقدارها ٠,٦٧ كجم .

(٣) - تحققت أكبر كفاءة للقطع ومقدارها ٩٦,٩٦% لآله الفرمة المعدلة عند سرعة ٢٠٠٠ لفة/دقيقة للسكاكين ومحتوى رطوبى ٥٤,١١% وكمية تغذية مقدارها ٠,٦٧ كجم . بينما أقل كفاءة للقطع ومقدارها ٨٤,٩٢% تحققت عند سرعة ١٢٠٠ لفة/دقيقة للسكاكين ومحتوى رطوبى ٧٣,٤٥% وكمية تلقيم مقدارها ١,٥٦ كجم.

(٤)- تحققت أكبر إنتاجية ومقدارها ٢,٥٥ ميغا جرام/ساعة لآله الفرمة المعدلة عند سرعة ٢٠٠٠ لفة/دقيقة للسكاكين ومحتوى رطوبى ٧٣,٤٥% وكمية تغذية مقدارها ١,٥٦ كجم. بينما أقل إنتاجية ومقدارها ٠,٥٢ ميغا جرام/ساعة تحققت عند سرعة ١٢٠٠ لفة/دقيقة للسكاكين ومحتوى رطوبى ٥٤,١١% وكمية تلقيم ٠,٦٧ كجم .

(٥)- كانت أكبر قيمة للطاقة المستهلكة للفرم ١٤,٤٢ كيلووات. ساعة/ميغا جرام لآله الفرمة المعدلة عند سرعة ٢٠٠٠ لفة/دقيقة للسكاكين ومحتوى رطوبى ٥٤,١١% وكمية تغذية ٠,٦٧ كجم . بينما أقل قيمة للطاقة المستهلكة للفرم كانت ٥,٤٢ كيلووات/ساعة/ميغا جرام تحققت عند سرعة ١٢٠٠ لفة/دقيقة للسكاكين ومحتوى رطوبى مقدارها ٧٣,٤٥% وكمية تغذية ١,٥٦ كجم.

وتوصى الدراسة بالتوصيات الآتية :

(١)- استخدام آله الفرمة المعدله بإضافه سير ناقل لعيدان الذرة نظرا لتحقق عناصر الأمان لعامل التلقيم وتقليل مخاطر الحوادث.

(٢)- تشغيل آله الفرمة المعدله والآله الغير معدله عند كل عوامل الدراسة أعطى نتائج متقاربة لقيمة معدل إستهلاك الوقود.

(٣)- للحصول على كفاءة قطع عالية يوصى باستخدام آله الفرمة المعدلة عند كل مستويات السرعة الدورانية للسكاكين وعند المحتوى الرطوبى المنخفض لعيدان الذرة.