

USING SOLAR ENERGY ON SPROUTING OF POTATO TUBERS SEED THROUGH STORAGE PERIOD BEFORE PLANTING

Taha, A. T⁽¹⁾; Aboamera, M. A⁽²⁾; Abboud, A. GH.⁽³⁾

ABSTRACT

Recently serious attention has been given to the possibility of increasing agriculture production of potato seed with good quality. The importance of knowing the suitable weather condition from temperature ranged between 18-25 °C and its effect on breaking dormancy period of potato seed to get on more sprouts per tuber seed. In Egypt during January potato seeds are imported and during this month the temperature is lower and ranged between (10-13 °C). The main objectives of this work was to study the feasibility of adapting the weather condition around potato seed before planting by solar energy. The obtained results supported using greenhouse due to increasing the ratio of sprouting, earlier emergence, more stems and numbers of new tubers per square meter and more yield in case of storage the seed potato tubers inside the greenhouse for 8 days compared with seed potato tubers that stored in open air outside greenhouse by more than 12%.

INTRODUCTION

The potato (*Solanum tuberosum L.*) tubers follow only rice and wheat in world importance as a food crop for human . Imported seeds are received in Egypt during December where low weather temperature occurred. It will need long time to break dormancy, Imported seeds are received in Egypt during December where low weather temperature occurred. It will need long time to break dormancy, give more sprouts before planting which delay planting and harvesting causing problems with tuber moth and bacterial diseases resulting significant loss in yield.

(1) Associate professor of Agric. Eng. Dept., Fac. of Agric., Menoufia Univ.

(2) Professor of Agric. Eng. Dept., Fac. of Agric., Menoufia Univ.

(3) Agric. manager, International agric. Company. (Farmfrites-Egypt)

Accelerating sprouting in potato seeds can be done by several methods to break dormancy. When dormancy is over, the storage temperature determines the initiation of visible sprout growth. The pattern of sprout growth of potato tuber depend on the physiological stage of the tuber (i.e. growing condition, storage condition, length of storage period, and previous sprout growth), temperature at which sprouting occurs, light conditions, relative humidity and competition between sprouts (tuber size and number of sprouts) (Beukema and Zaag, 1990). Heating affect tubers sprout by keeping it in a dark room at 18-25 °C until sprouting occurs. Cold shock plus heat resulted in early maturing varieties or when the dormant period is almost finished. The tubers are harvested, cleaned and allowed to supersize (cuts and bruises healed). They are placed in 4 °C for two or more weeks, and then held at 18-25 °C. If sprouts do not appear within two to three weeks, either repeat the process or treat the tubers with gibberellic acid (Bryan, 1989). The temperature influence on sprout growth, where with an increase in temperature from 4 °C to 25 °C there is an increase in the initial rate of elongation of the apical sprout of tubers of the Arran pilot variety .The growth rate at 30 °C is low. This also occurs later in the 25°C and 20 °C treatments, so that eventually the longest sprouts are produced at 15 °C (Beukema and Zaag, 1990). Greenhouse air humidity increased considerably close to the lower leaf surface, particularly during daytime when crop transpiration is maximum .The consequences of greenhouse ventilation on the decoupling between outside and inside climate and between the latter and the climate in the neighborhood of the leaves .The ventilation dependence of inside air climate and of the climate in the leaf boundary-layer in two greenhouse tomato crop tunnels differing only in their ventilation conditions. The wind speed and vent opening govern greenhouse ventilation flux and the resulting inside air speed, which determines inside air humidity, more particularly in the leaf boundary-layer and at leaf level. Inside air speed is also much higher in the area situated near the vent openings than in the centre of the tunnel and consequently inside climate and leaf boundary-layer climates near the vents or the open gable ends are more tightly coupled to outside conditions (Boulard et al., 2005). If high yields per plant are desired, plant density should be low, whereas it should be high

when high yields per hectare are required. Two kinds of competition may occur in potato field: competition between plants and competition within the plant (i.e. competition between stems). Competition within the plant becomes increasingly important the wider the distance between the plants and the larger the number of stems per plant (**Beukema and Van der Zaag, 1990**). Greenhouse depends upon three parameters:

1. The surface area of the greenhouse;
2. The location of the greenhouse and crop to be grown; and
3. The greenhouse heat loss rate which is largely dependent upon the glazing material.

Two of these are readily determined, and the third is an approximation depending upon the glazing and its condition and whether or not thermal screens are in place (**Roberts, 1997**). Tuber dormancy is a physiological state characterised by a period during which autonomous sprout growth does not occur, even under optimal sprouting conditions (darkness, 15 to 20 °C, relative humidity about 90%). Dormancy is regarded as a period in the tuber life cycle from initiation to the time when sprouting starts. However, since this period is difficult to determine, post-harvest dormancy is used for practical purposes, and is defined as the period from dehauling to the time when 80% of tubers show sprouts at least 2 mm long (**Pande et al., 2007**). Potato yields are affected by several factors, but the basic factor is seed quality, especially its biological quality. Application of fertilizers and irrigation, as well as appropriate crop management, could be more effective when good quality seed is used. Good returns from potato production are the driving force for using quality seed (**Wang et al., 2009**). The purpose of the heating system is to replace energy lost from the greenhouse when outside temperatures are lower than desired in the greenhouse growing area. Ideally the heating system should have a variable output capable of matching the changing heat load caused by the outside weather conditions. Heat is transferred by conduction, convection, and radiation. Conduction is the transfer of heat through a solid material (**Robert, 1997**). Environmental control of greenhouses includes control and modification of day and night temperatures, relative humidity, and carbon dioxide levels for optimum plant growth. Extremes of temperatures and humidity are encountered

during winter and summer. A well-designed production facility will normally provide an environment with temperature set points between 55 and 85°F, with humidity levels high enough to reduce water stress and low enough to discourage disease and fungus outbreaks in the crop. When CO₂ enrichment is required, 1000 µmol/mol (ppm) is often considered the desired target level (Roberts, 1997). During the passage of the beam radiation downwards through the atmosphere, it is split up into three parts. One part is reflected back into space mainly by clouds, another part is scattered in all direction by molecules of dry air, water vapor, carbon dioxide, and ozone. While the remainder part is transmitted through the atmosphere being received at the ground as beam or direct radiation (Duffie and Beckman, 1980). High relative humidity simulates root formation on the sprouts. The longitudinal growth of the sprouts does not seem to be greatly influenced by the relative humidity at moderate temperature. At higher temperatures high relative humidity may stimulate the longitudinal growth of the sprouts. A liberal amount of water also stimulates the main objective of this study was increasing the tubers sprout during stage of sprouting before planting to increase yield (Beukema and Zaag, 1990). It is believed that the five major plant hormones are involved in the process; Abscisic acid and Ethylene are involved in the induction of dormancy, Cytokinins are involved in dormancy break, and are involved in sprout development. The importance of hydrogen peroxide and antioxidant system was also demonstrated (Delaplace et al., 2008).

MATERIALS AND METHODS

To achieve this purpose includes conducted the following parameters, effect of using solar radiation on potato tubers sprouting. The study was carried out at the International Company for Agriculture Development (Farm Frites, Egypt) in El-Hashemeia farm –Wady El- Natroon –Elbehira governorate during summer seasons 2013. The latitude angle was E (30° 01' 14"), N (30° 18' 30").

Plastic covered greenhouse has 9 m width and 50 m length was installed in the experimental location. The height of the greenhouse at the center was 3.10 m and was 2m at both sides. The greenhouse was covered with

single polyethylene (PE) sheet of 200.0 micron thickness. The plastic film has the following characteristics:

Heat capacity = $0.014 \text{ Wh kg}^{-1}\text{K}^{-1}$; Conductivity $0.064 \text{ Wm}^{-1}\text{K}^{-1}$; Density 920 kgm^{-3} ; Light transmissions (direct radiation 84 % and light diffuse radiation 80 %).

Seed potato tubers

The cultivars of Innovator potato seeds variety certified seeds, class E was imported from HZPC company-Netherland.

Experimental treatments

In order to achieve the main objective of this study, four factors were studied and changed in different levees; these factors were:

- (a) **Tuber diameter** (two levels 35-45 mm and 45-50 mm) were considered;
- (b) **Storage place** (two storage places inside greenhouse and outside greenhouse) were used;
- (c) **Packing material** three types of packing materials were used; Jumbo with 1.25 Mg, wooden box with 1.25 Mg and small net bag with 0.033 Mg which average 38 nets were arranged vertically with 1.25 Mg weight total.
- (d) **Storage period** three different periods were limited; 4, 6 and 8 days.

Experimental procedure

Storing period of packets in both inside greenhouse and in the open field was taken in three levels which were, 4, 6 and 8 days. During this period, air temperature, relative humidity and solar radiation were recorded every one hour. Before storing, the number of sprouts that located on the tuber surface were counted for each treatment for inside the greenhouse and the open field. Four samples were taken randomly from each treatment, each includes 100 tubers and the average number of sprouts was derived at the end of each storing period.

Air temperature and relative humidity

In each storage treatment, the value of air temperature and relative humidity taken at the center of each seed tuber packet (at a depth of 60 cm from the top surface of jumbo) as showed in figure (1) , soil temperature (at a depth of 15 cm) at storage place center inside and outside the greenhouse.

Solar radiation measurements:

Solar intensity was measured using “Dacom weather station and Silicon Pyranometer “which located at the experimental site. The used apparatus was presented in figure (2)


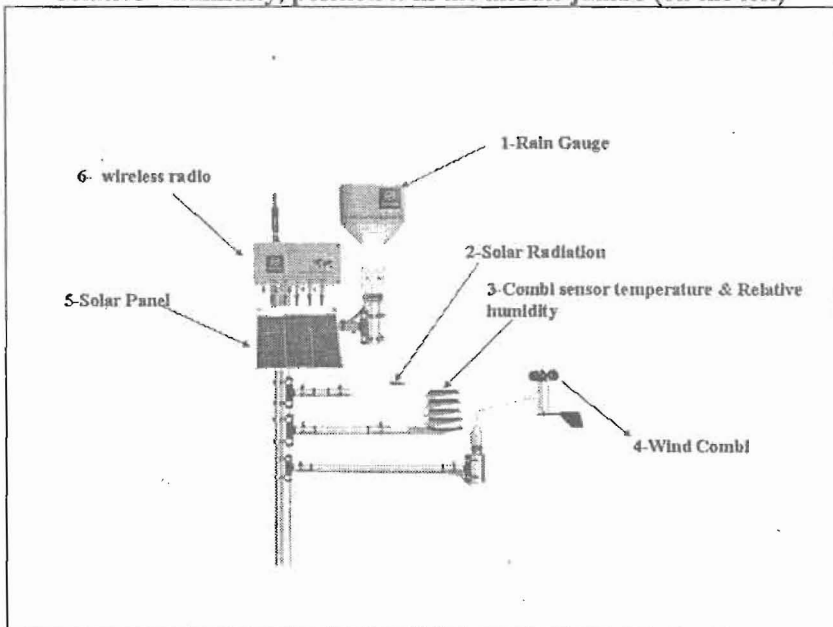


Fig. (1): Instrument (on the right) of measuring air temperature and relative humidity, position it in the middle jumbo (on the left)



**Fig (2): Dacom weather station for measuring of solar intensity
Number of sprout per tuber.**

This parameter was measured as an average number for each sample 100 tubers for each replicate. This number was used in differentiation between treatments.

RESULTS AND DISCUSSIONS

Air temperature inside and outside greenhouse

The average daily air temperature inside greenhouse was 18.79, 19.5 and 19.48 °C. The increasing percent were (80%, 79.6% and 82.6%) for storage period 4, 6 and 8 days respectively, comparing with the average air temperature outside greenhouse which were 10.29, 10.86 and 10.82 °C for 4, 6 and 8 days respectively as showed in figures (3 and 4)

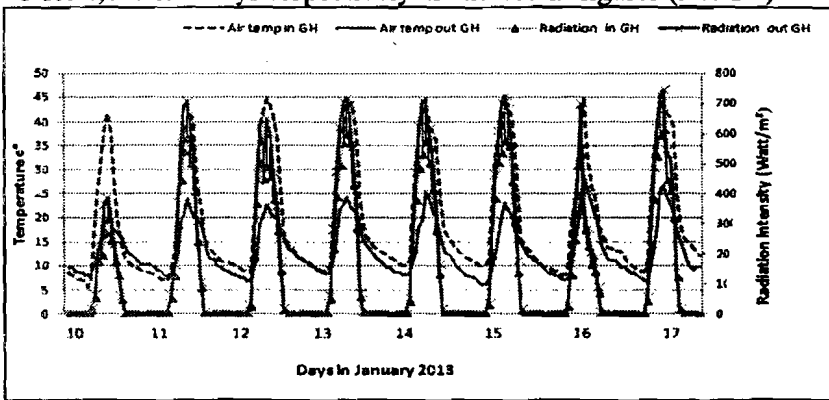


Fig (3):- Air temperature and solar radiation intensity inside and outside the greenhouse for all storage period in January 2013.

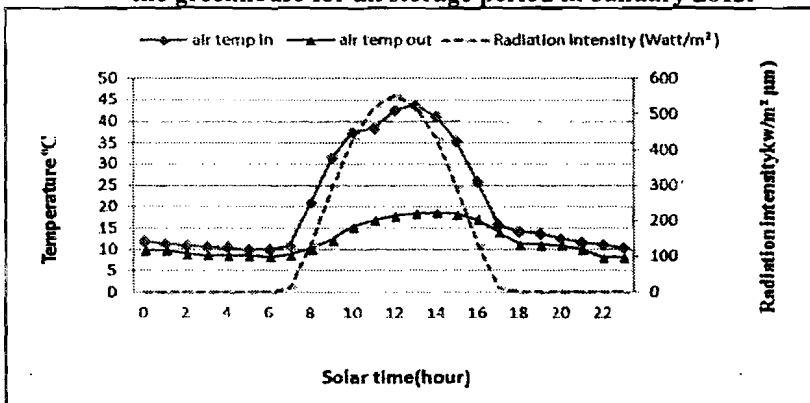


Fig (4):-Air temperature and solar radiation intensity inside and outside the greenhouse at 15-January 2013.

Relative humidity inside and outside the greenhouse

It reached the average relative humidity inside greenhouse (77.1%, 76.2% and 76.5%) decreasing (12.5%, 12.8% and 12.2%) compare with average relative humidity outside greenhouse during all the experimental periods (88.1%, 87.4% and 87.1 %) for 8, 6 and 4 days respectively as presented in figure (5).

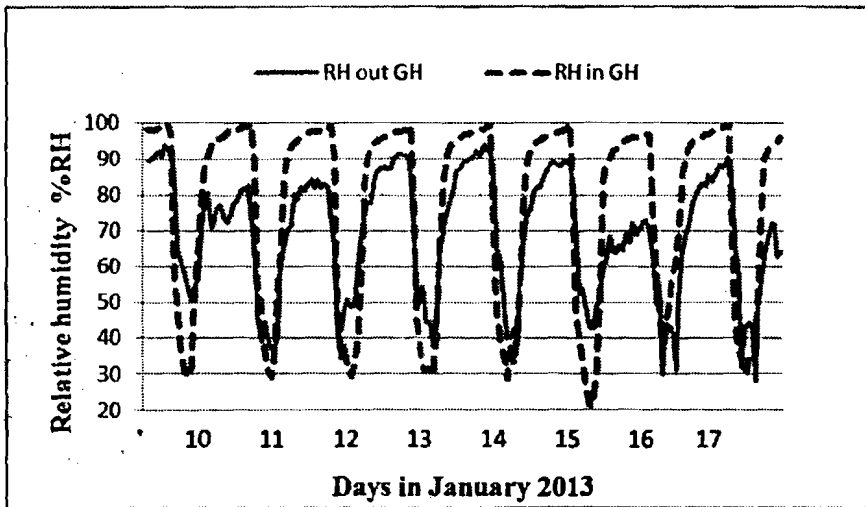


Fig (5):- Relative humidity inside and outside the greenhouse in January 2013.

Air temperature (inside packs of potato seeds) inside and outside greenhouse

Measurements of air temperature for tubers (inside packs of potato seeds) inside and outside the greenhouse was accorded every one hour per day during storage of potato seeds are presented in figures (6 and 7) which describe the air temperature between tubers inside and outside greenhouse fluctuated with the daily amplitude becoming larger at noon .it reached the peak at noon and declined in late afternoon and early morning .The air temperature inside the closed greenhouse reached maximal value which was 20.8 °C compare with the air temperature

outside greenhouse that was 16.3 °C in 13th of January 2013. The minimum value inside and outside greenhouse 14.0 and 11.1 °C respectively in 11th of January 2013. The average air temperature per day inside greenhouse was 17.25, 16.9 and 16.7 °C Increasing (26.7%, 22.8% and 25.9%) for storage period 8, 6 and 4 days respectively comparing with average temperature between tubers (inside packs of potato seeds) out greenhouse were 13.62 , 13.67 and 13.27 C°.

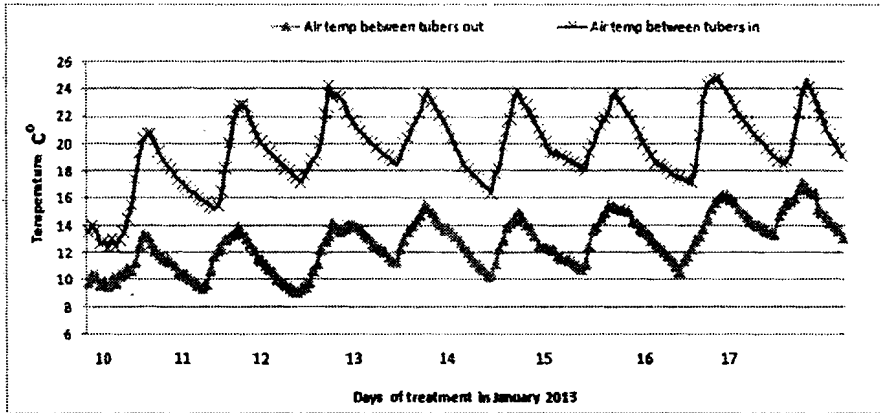


Fig (6):- Air temperature between tubers inside and outside the greenhouse in January 2013.

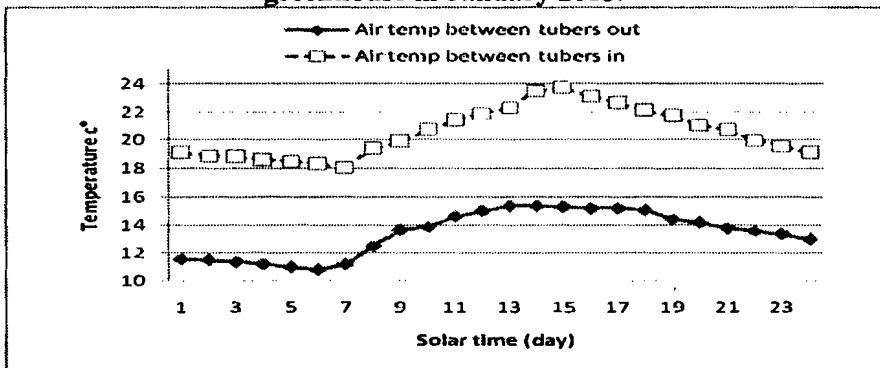


Fig (7):- Air temperature between tubers inside and outside the greenhouse in 15 January 2013.

Radiation intensity

solar radiation outside and inside the greenhouse reached the maximal value of 672.2 watt/m² outside the greenhouse, and 529.7 inside the

greenhouse watt/m² respectively, while the maximal value of air temperature inside and outside the greenhouse reached to the maximal value 44.8 °C, 20.9 °C respectively. Relative humidity inside and outside the greenhouse reached to the maximal value 99.9%, 99.3% respectively, while relative humidity of tubers inside the greenhouse reached the maximum value 99.9% outside the greenhouse reached 90.2%). The average solar radiation intensity per day outside and inside the greenhouse was 320.34 watt/m² and 260.9 watt/m² respectively. It can be observed that, the average difference between outside and inside values of relative humidity was approximately 22.7% as presented in figure (8).

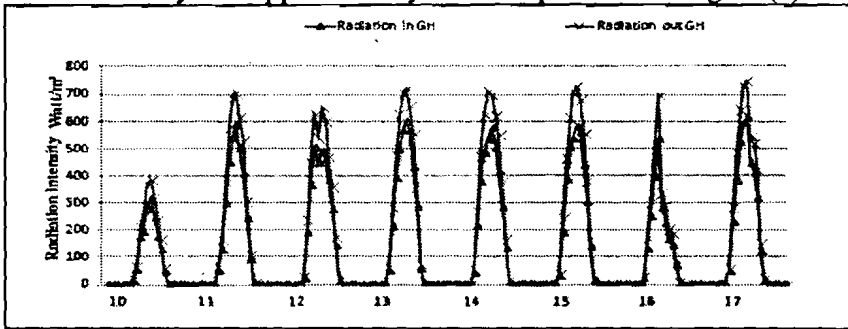


Fig (8):-Solar radiation inside and outside greenhouse for all storage period in January 2013.

Effect of storage in greenhouse on number of sprouts per tuber

Average number of sprouts per tuber on Innovator variety and their interaction between storage period (inside, outside greenhouse) , two sizes and 3 types of pack materials were presented in tables (1 and 2) and figure (9). Sprouts per tuber in size 45-50 mm and size 35-45 mm, in difference pack materials (Jumbo bags, small bags and wood boxes) inside the closed greenhouse reached the maximal values (5.8, 6.5 and 5.6) and (4.5, 4.8 and 4.4) sprouts per tuber respectively comparing with the maximum values outside greenhouse which were (3.7, 4.1 and 3.45) and (3.1, 3.55 and 2.8) sprouts per tuber respectively for period storage 8 days. Sprouts per tuber in Innovator variety size 45-50 and 35-45 mm in difference pack materials (Jumbo, Bags and Box) inside the closed greenhouse reached the lowest number (3.1, 3.3 and 2.9) and (2.35, 2.6 and 2.1) sprouts per tuber respectively comparing with value outside

greenhouse (2.1, 2.2 and 1.5) and (1.1, 1.35 and 0.84) sprouts per tuber respectively for period storage 8 days. The average value for Innovator variety size 45-50 mm and 35-45 mm in difference pack materials (Jumbo, Bags and Box) inside greenhouse (4.07, 4.6 and 3.5) and (3.05, 3.4 and 2.43), increasing sprouting according to storage period for 8 days inside and outside greenhouse (59.6%, 65% and 52%) in size 45-50 mm, (45.2%, 47.8% and 42.9%) in size 35-45 mm. In case of outside the greenhouse the number was (2.55, 2.78 and 2.3) for sprouts per tuber in size 45-50 mm, and was (2.1, 2.3 and 1.7) in size 35-45 mm. The average value for Innovator variety size 45-50 and 35-45 mm in difference pack materials (Jumbo, Bags and Box) inside the greenhouse was (3.05, 3.3 and 2.75) and (2.35, 2.87 and 2.13). The increasing percentage was (37.4%, 35.25% and 44.7%) in size 45-50 mm and (23.6%, 36.6 and 25.3%) in size 35-45 mm for 6 days storage, compared with average value outside greenhouse (2.22, 2.44 and 1.9) and (1.9, 2.1 and 1.7) sprouts per tuber respectively. It reached to its average value for 45-50 and 35-45 mm in difference pack materials Jumbo, Bags and Box inside greenhouse (2.76, 2.95 and 2.4) and (1.97, 2.2 and 1.91) increasing (36%, 40.4% and 28.3%) in size 45-50 and (24.6%, 25.7% and 27.3%) in size 35-45, for 4 days storage, compared with average value outside greenhouse (2.03, 2.1 and 1.87) and (1.58, 1.75 and 1.5) sprouts per tuber respectively.

In general a storage period of 8 days inside the greenhouse for all pack materials in Innovator variety size 45-50 and 35-45 mm achieved the higher sprouts per tuber seeds than all treatments inside and outside the greenhouse followed by 6 days storage inside the greenhouse and 4 days inside the greenhouse, and 8 days outside greenhouse respectively comparing with least rate of sprouts per tubers outside the greenhouse for 4 and 6 days in all pack materials.

Effect of packing materials on numbers of sprouts per tuber.

Storage inside the greenhouse appears no difference between small bags and jumbo bags but for both pack materials the difference was considerable more than woody boxes inside treatments 8 and 6 days for seed size 45-50 mm, comparing with storage period 4 days. No difference in back

materials between jumbo bags and woody boxes and also between jumbo and small bags but small bags achieve more number of sprouts per tuber than woody boxes. In size 35-45 mm, with 8 days storage there was no difference between pack materials jumbo and small bags pack but woody boxes was with less number of sprouts. With 4 and 6 days storage there was no difference between jumbo and woody boxes but with small bags larger numbers of sprouts was obtained more than woody boxes.

Tuber seed size 45-50 mm achieved more number of sprouts per tuber than tuber seed sizes 35-45 mm in case of storage inside and outside the greenhouse for all storage period 8, 6 and 4 days, except for 4 and 6 days storage outside the greenhouse.

Less significant difference between treatments was occurred where it was 0.4 in size 45-50 mm and 0.45 in size 35-45 mm.

Table (1):- Effect of different storage period and different pack materials on number of sprouts per tuber, size 45-50 mm

Types of pack	Number of sprouts / tuber seeds size 45-50 mm					
	outside GH 45-50 mm			Inside GH 45-50 mm		
	4 days	6 days	8 days	4 days	6 days	8 days
Jumbo	2.03	2.22	2.55	2.76	3.05	4.07
Bags	2.1	2.44	2.78	2.95	3.3	4.6
Box	1.87	1.9	2.3	2.4	2.75	3.5
L. S. D =	0.4					

* Values represents the average of 4 replicates, each replicate contain 100 tubers.

Table (2):-Effect of different storage period and different packs materials on numbers of sprouts per tuber, Innovator variety size 35-45 mm.

Types of pack	Number of sprouts / tuber seeds size 35-45 mm					
	outside GH 35-45 mm			Inside GH 35-45 mm		
	4 days	6 days	8 days	4 days	6 days	8 days
Jumbo	1.58	1.9	2.1	1.97	2.35	3.05
Bags	1.75	2.1	2.3	2.2	2.87	3.4
Box	1.5	1.7	1.7	1.91	2.13	2.43
L. S. D =	0.4					

* Values represents the average of 4 replicates, each replicate contain 100 tubers.




Fig. (9):-Number of sprouts per tuber, in Innovator variety size 45-50mm inside and outside greenhouse before planting.

4- CONCLUSION

1. Using of solar energy as renewable energy technologies, important would be for green houses as a source of heat for used it in storage seed potato seeds before planting to increase potato tubers seeds sprouting for production improvement.
2. -The best storage period to do good sprouting before planting in imported potato seeds (Innovator variety) 8 days storage inside closed greenhouse covered by plastic material, to planted it in spring season to get on earlier emergence, more stems per square meter, more numbers of new tuber yield and more yield.
3. -Storage potato seeds inside closed greenhouse before planting are better in the yield than storage of potato seeds outside greenhouse under the same period of storage, the same package materials and the same size to each treated.
4. Storage of potato seeds inside pack materials jumbo bags and small bags are better than woody boxes to get more sprouts.

5. The average daily air temperature inside greenhouse was 18.79, 19.5 and 19.48 °C, for storage period 4, 6 and 8 days respectively may be resulted to effected on Cytokinins, Gibberellins and Auxins inside seed tubers are involved in dormancy break, sprouting early and less growth inhibitor activity comparing with the average air temperature outside greenhouse which were 10.29, 10.86 and 10.82 °C for 4, 6 and 8 days respectively were less sprouting.

REFERENCES

- Allen, R.G.; Pererira, L.S.; Raes, D. and Smith, M. (1998):** "FAO irrigation and Drainage. Crop Evapo transpiration Pp. No.56.
- Beukema, H. and D.E. van der Zag, (1990) :** "Introduction to potato production". pudoc, Wageningen, Netherlands .pp.208.
- Bryan, J.E. (1989)** "Breaking dormancy of potato tubers "Research Guide 16. CIP (center international potatoes)
- Boulard, T.; H. Fatnassi ; J.C. Roy ; J. Lagier ; J. Fargues; N. Smits; M. Rougier and B. Jeannequin (2005) :** "Effect of greenhouse ventilation on humidity of inside air and in leaf boundary-layer" Elsevier Ltd. 125 (3-4), PP. 225–239. <http://dx.doi.org/10.1016/j.agrformet.2004.04.005>.
- Delaplace, P., Rojas-Beltran, J., Frettinger, P., du Jardin, P. and Fauconnier, M.L. (2008) :** " Oxylin profile and antioxidant status of potato tubers during extended storage at room temperature". Plant Physiology and Biochemistry 46: 1077- 1084.
- Duffie, J. A. and W, A. Beckman (1980):** "Solar engineering of thermal processes "Wiley- Interscience Newyork.
- Pande, P.C., Singh, S.V., Pandey, S.K. and Singh, B. (2007):** "Dormancy, sprouting behavior and weight loss in Indian potato (*Solanum tuberosum*) varieties". Indian Journal of Agricultural Sciences 77 (1): 715-720.

Roberts, W.J.(1997) : " Environmental control of green houses" Rutgers University , Cook College. CCEA, Center for Controlled Environment Agriculture, pp 1 – 19. <http://acsop.rutgers.edu/~horteng/FactSheets/EnvControlofGHs.pdf>

Wang, F.X.; S.Y. Feng ;X.Y. Hou ;S.Z. Kang and J.J.Han (2009):"Potato growth with and without plastic mulch in two typical regions of Northern China" Field Crops Research.110(2).pp.123-129.

المخلص العربي

استخدام الطاقة الشمسية لإنبات درنات تقاوي البطاطس
خلال فترة التخزين قبل زراعتها

أحمد توفيق طه^١ ، محمد علي أبو عميره^٢ و أنيس غاتم عبود

أجريت هذه الدراسة بمزرعة الشركة العالمية للتنمية الزراعيه(فارم فريتس مصر) بوادي النطرون بمحافظة البحيره في شهر يناير سنة ٢٠١٣ واستهدفت دراسة زيادة عدد نباتات تقاوي البطاطس من خلال تخزينها قبل الزراعة داخل صوبات زراعيه لفترات تخزين مختلفه وهي ٤ ، ٦ ، ٨ يوم ولتحقيق هذا الهدف تم دراسة بعض التغيرات التي تطرأ علي درنات تقاوي البطاطس صنف الإنفيتور وإستخدام أقطار مختلفة هي ٣٥-٤٥ ملليمتر و ٤٥-٥٠ ملليمتر. وتعرضهما لثلاثة فترات تخزين مختلفة داخل وخارج الصوبه ٤ ، ٦ ، ٨ يوم .

توصلت الدراسه إلي النتائج الآتية:

- ١- متوسط درجة الحرارة داخل الصوبه للثلاثة فترات التخزين المختلفه ٤ ، ٦ ، ٨ يوم كانت أعلى من خارج الصوبه بزيادة مقدارها ٨,٥ ، ٨,٦٤ و ٨,٦٦ درجة مئوية علي الترتيب .
- ٢- متوسط درجة الحرارة بين درنات التقاوي المخزنه داخل الصوبه للثلاثة فترات التخزين المختلفه كانت أعلى من خارج الصوبه بزيادة مقدارها ٣.٤٤ ، ٣.١٤ ، ٣.٦٣ درجة مئوية علي الترتيب .

-
- ١- أستاذ مساعد بقسم الهندسة الزراعيه -كلية الزراعة - جامعة المنوفية
 - ٢- أستاذ الهندسة الزراعيه - قسم الهندسة الزراعيه-كلية الزراعة - جامعة المنوفية
 - ٣- مدير الزراعه- الشركة العالمية للتنمية الزراعيه (فارم فريتس مصر)

- ٣- متوسط درجة حرارة التربة داخل الصوبة للثلاثة فترات التخزين المختلفة كانت أعلى من خارج الصوبة بزيادة مقدارها ٥.٥٩ ، ٦.٠٢ ، ٦.٤٤ درجة مئوية علي الترتيب .
- ٤- متوسط الرطوبة النسبية داخل الصوبة للثلاثة فترات التخزين المختلفة كانت أعلى من خارج الصوبة بزيادة مقدارها ٤٢.٣% ، ٤١.٧% ، ٣٨.٤% .
- ٥- زادت نسبة الإنبات في درنات التقاوي المخزنة داخل الصوبة عن نظيرتها خارج الصوبة بمقدار ٥٩.٦% ، ٦٥.٥% ، ٥٢.٠% لأقطار التقاوي ٤٥-٥٠ مم وبزيادة مقدارها ٤٥.٢% و ٤٧.٨% و ٤٢.٩% لأقطار التقاوي ٣٥-٤٥ مم .