

## INTEGRATED INTER-ROW CULTIVATOR UNIT SUIT FOR VEGETABLE CROPS

**EL-Shabrawy T. H.\***

### ABSTRACT

*This research aimed manufactured and evaluate the developed cultivator unit with modified share suit for vegetables crops inter – row cultivation process, field experiments were carried out on tomato crop planting season 2019 under different operating conditions, at three types of shares used in cultivator unit St (shovel share & Duck leg share & modified share with wings), four inclination angles of soil sliding knife Sa ( $Sa1=30^\circ$  &  $Sa2=35^\circ$  &  $Sa3= 40^\circ$  &  $Sa4= 45^\circ$ ) and three depths of press wheel Wd ( $Wd1= 2$  &  $Wd2= 3$  and  $Wd3= 4$  cm.). four measurements achieved : weed erasing efficiency (We %) , weed control efficiency (Wc %) , percentage of damaged plants (Dp %) and furrow cross-section profiles, all experimental procedures and measurements were assessed after 30 days from tomato transplanting. The results showed that the highest press wheel depth ( $Wd3 = 4$  cm) with soil sliding knife inclined angle ( $Sa = 45^\circ$ ) and wing share obtained high erasing efficiency ( $We=97\%$ ) and highest weed control with regular forming furrow profile, on the other hand duck leg share had highest damage plant percentage ( $Dp = 1.2\%$ ).*

**Key words:** *Integrated weed control – Mechanical inter-row cultivation - Tomato crop cultivation - Furrow - Press wheel - Cultivator share*

### INTRODUCTION

The cultivation process is an important process for all growing crops for the purpose of soil aeration and inter-row weeds control and also the soil reconstruction and planting ridge forming . This study conducted on the constructed and performance a new simple integrated inter-row cultivator unit consists of two main units, the first one (modified share with ridge armors protection and soil sliding knife), the second (chassis with inter-row press wheel forming device) and achieved on one of the most important vegetable crops in Egypt is tomato

---

\*Assoc. Prof., Agric. Eng. Dept., Agric. Fac. Mansoura Univ.

crop that sensitive to the growth of weeds that is essential breadwinner of publishes serious viral diseases of the crop as the white fly. The aims of this work is to study and performance a local inter- row cultivator with protection ridge side wheel arm and modified share attached with inter-row furrow press wheel.

Amonov, et. al. (2006) showed that, the proposed cultivator utilizes light torsion pivots with gauging beams and guiding slits to allow a reduction of the protected zone surrounding the plant by 2 to 2.5 cm and improves the soil surface condition (soil crumbling ability). Herbicide use and hand labor can be significantly reduced, which should lead to an increase in profit. Manuwa et. al. (2009) had a study to developed four L shape blades at row-crop power weeder with 0.24 cm cutting width its result showed that 95% weeding efficiency achieved with cutting blades rotational speed 800 rpm. From the other hand Rathod et. al (2010) done field tests for developed inter – row rotary weeder, the study conducted at three levels of forward speed (1.1, 1.2 and 1.5 km/h) and 257 rpm L shape blades rotational speed, the result of this study was weeding efficiency 92.23 % and field capacity 1.43 ha/day with field efficiency 86.34% developed weeder saved cost by 68.7%. Srinivas et. al. (2008) evaluate the types of blades L shape, C shape and Sweep blade performance for inter-row cultivation process with sweet sorghum crop the results showed that the percentage of plant damage were 3.4%, 5.1% and 1.2% for blades respectively from the other side weeding efficiency 91% obtained with L shape blades but loast value was 84% with C type share blades. Mahilang et. al. (2017) developed and tested operated power rotary weeder with cutting unit attached with 3 hubs with 2 L shape blades on rotary weeder shaft, the results told us that field capacity 0.14 ha/h and weeding efficiency with 60% field efficiency. Over the last fifteen years, use of herbicides had a bad effect on environmental and human health , increasing of herbicide resistance, the interest to develop new methods for weed control by mechanical ways to use alone or with herbicides in integrated weed control methods strategies Harker and O'Donovan (2013). Also Euro and Francesco (2014) evaluate the effects of chemical and mechanical methods (hoeing, spring-tine harrowing, hoeing-ridging, finger-weeding, split-hoeing, and herbicides) in inter-

row cultivation, herbicides broadcast on weed control, weed seed rain and crop yield. The choice of chemical and mechanical treatments in maize and soyabean . The combination of herbicides intra-row cavity and inter-row mechanical cultivation gave best efficacy (on average 99% of weed control), with a 50% reduction in the chemical also chemical method load in the environment. Hoeing cultivation-ridging gave good results, (93% of weed control) required to be managed more carefully in order to maximize the weed control reducing yield losses. Pannacci and Tei (2014) focus on the control of weeds growing in the crop line intra-row, weeds cultivations, motivated by the fact that inter-row weeds, those growing between the crop rows, can be easily controlled by most inter-row cultivators. Other study by Melander et. al. (2005) aimed to compare the weeding performance of an intelligent mechanical weeding cultivation machine with non-intelligent tools such as a weed shares, were it conducted two experiments in transplanted onion and in transplanted white cabbage.

A competition study was conducted on weeds in close proximity to the transplant as a result of intelligent weeding. Vander Weide et. al.,( 2008) showed that intelligent weeding method compared of cultivating the soil close to cabbage plants can provide satisfactory weed control without any need for subsequent manual weeding. Mechanical weeding practices such as weed cultivation, torsion weeding, brush weeding, and finger weeding have been studied for intra-row weed control in both direct-sown and transplanted *Allium* species, the weeding effectiveness is related to the stage of weed growth ,the avoidance of crop damage relies on operator skills and on conditions which is when crop plants are significantly more resistant to soil disturbance than weeds .

The objective of this study is to develop and evaluate new cultivator unit with modified share and press wheel suit for inter – row mechanic cultivation operation.

### **MATERIALS AND METHODS**

This study was carried out to investigate the performance and operating parameters of a developed manufactured cultivator with modified share attached with press wheel for reshape inter-row profile, the cultivator provide with two protection wheel arm.

Also this study aimed to choosing between performance of three different shapes of shares used with this cultivator suit for cultivation process in vegetables inter-row field lines with modified share.

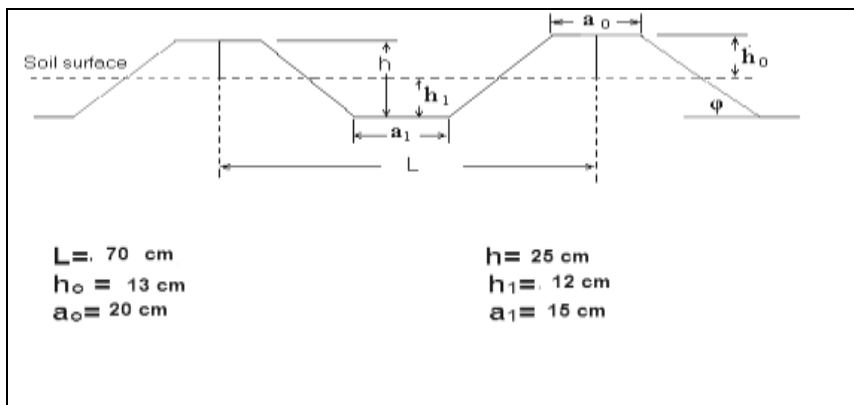
The field experiments were conducted on the tomato crop variety sermpie in a field at El-Baramon village El- Dakahlia Governoratehe in a clay loam soil. The chemical and mechanical properties of the experimental soil are summarized in table (1).

**Table (1): The mechanical analysis of the field soil.**

Particles size distribution (%)				Soil Texture
Clay	Silt	Fine sand	Coarse sand	
47.5	38.2	12.4	1.9	Clay loam

**Tomato ridge describing:**

It is important to study and determine the dimensions of the tomato planting ridges and the distances between the cultivation inter-row distance as shown in fig. (1) to helped design and choose dimensions of the cultivator unit



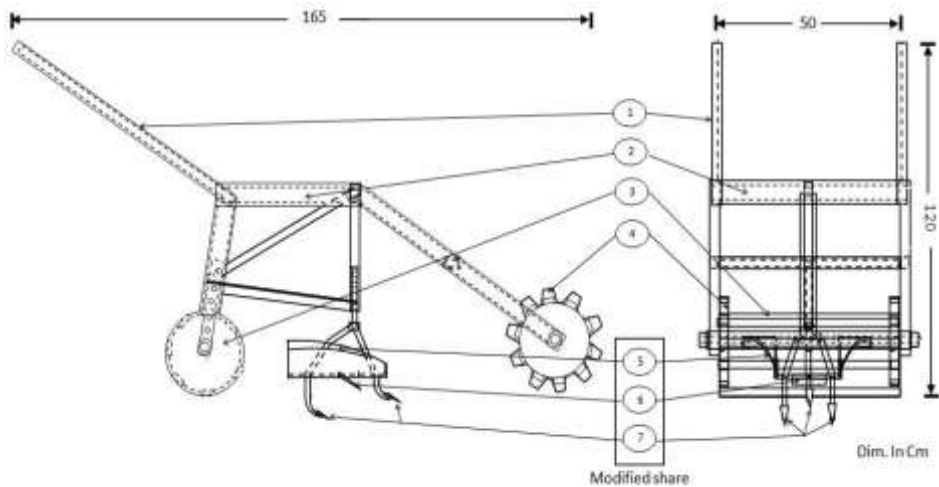
**Fig. (1): General geometry of studied tomato ridge.**

**The developed a cultivator unit:-**

The developed cultivator unit with modified parts was constructed and fabricated at the local workshop in Mansoura city, it's manufactured as proto-type one unit suitable for one inter-row cultivation process and consists of many parts as shown in fig. (2A and 2B)



**Fig. (2A): Cultivator unit during field experiments.**



- 1) Cultivator payment arm.
- 2) Cultivator frame.
- 3) Press wheel.
- 4) Protection wheel arm.
- 5) Soil piling up wing.
- 6) Under surface cultivation shares.
- 7) Soil sliding knife.

**Fig. (2B): A schematic diagram for developed cultivator unit with developed parts.**

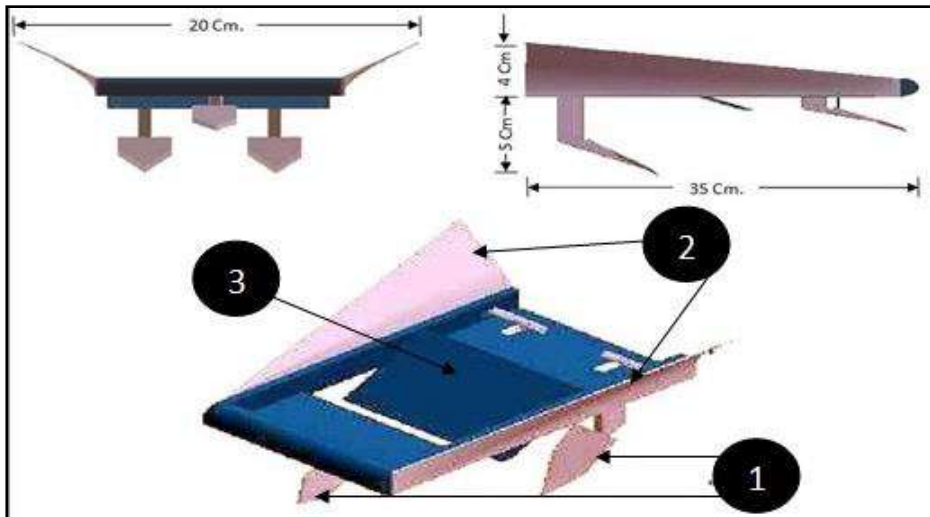
From fig. (2 A and 2B) the cultivator unit consists of four main parts as follow:

**Cultivator frame** : main chassis collecting parts of cultivator unit made of light iron bars with two bull arms in the front.

**Protection wheel arm** : At the front of the cultivator unit as a supporting and two side protection wheels for the sides of the planting ridge.

**Modified share:**

The cultivator unit attached with new modified share, it consists of three main parts as shown in fig. (3)



**Fig. (3): Modified share parts with main dimensions.**

(1) Under surface cultivation shares to disturb and dismantle the soil for good ventilation and improve the characteristics of drainage and weed defect.

(2) Soil piling up wing to collect and coordinate the soil on both sides of the planting ridge.

(3) Soil sliding knife (15 × 5 cm) helped to dismantling the soil granules and cutting the root of weeds

**Press wheel** : a press wheel built-up in cultivator frame behind the modified cultivator share for the purpose of reshaping the bottom and sides of inter-row furrow profile.

**Scope of factors:-**

The main studied factors used in field experiments were as follows:-

**1-Three types of shares used in cultivator unit** St (shovel share & Duck leg share & modified share with wings)

**2- Four inclination angles of soil sliding knife** Sa (Sa1=30° & Sa2=35° & Sa3= 40° & Sa4= 45°)

**3- Three depths of press wheel** Wd (Wd1= 2 & Wd2= 3 and Wd3= 4 cm.).

There are two fixed factors (mean of labor generally forward speed ( $1 \pm 0.06$  m/s) and depth of cultivating shares at 5 cm)

**Experimental measurements:**

There were four measurements were calculated as follows:

**1- Weed erasing efficiency (We %)** : The weed erasing efficiency intended is the number of weeds that already removed in the 15 m. of the inter-row longitudinal distance, counted directly after cultivation process and estimating at different treatments under study by the following equation.

$$We\% = \left(1 - \frac{R_1}{R}\right) \times 100$$

**where:**

$R_1$  = Number of stay weeds directly after cultivation.

$R$  = Total number of weeds.

**2- Weed control efficiency (Wc %)** : The weed control efficiency intended is the number of weeds that already removed in the 15 m. of the inter-row, counted after 10 days from cultivation process and irrigation and estimating at different treatments under study by the following equation.

$$Wc\% = \left(1 - \frac{R_2}{R}\right) \times 100$$

**where:**

$R_2$  = Number of weeds that already stay after 10 days from cultivation process and irrigation in 15m longitudinal distance from inter-row.

**3- Percentage of damaged plants (Dp %)** : The percentage of damaged tomato plants intended the number of plants that are damaged from passing the cultivator unit, estimated for same factors under study by the following equation.

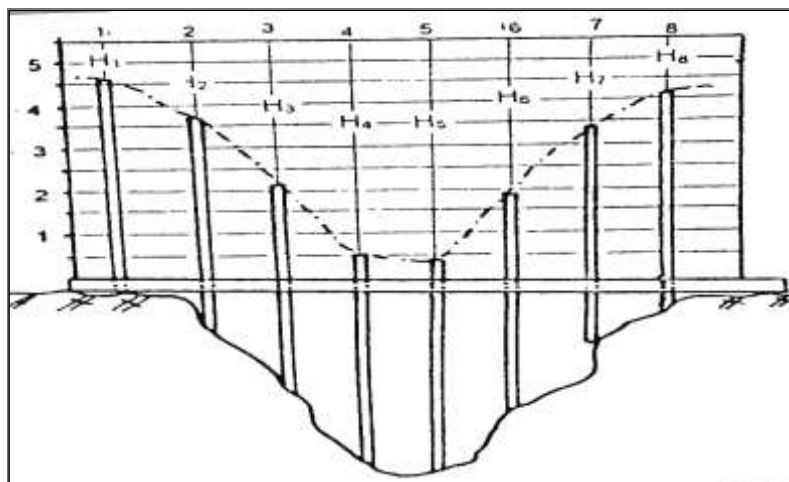
$$Dp\% = \left(1 - \frac{N_d}{N_p}\right) \times 100$$

**where:**

$N_d$  = Number of undamaged plants.

$N_p$  = The total number of growing plants before passing of cultivator

**4- Furrow profiles (Fp)** : The ordinates and furrow cross – section profiles were measured and draw after each pass of cultivator unit with modified share by using the profile-meter shown in Fig. (4)




**Fig. (4): The profile-meter used for determine the furrow profile of inter – row planting ridge.**


**RESULTS AND DISCUSSION**

**1- Weed erasing efficiency (We %)**

Fig. 5 (A to D) show that, the highest value of weed erasing efficiency 97% obtained by using cultivator unit with wing share at highest press wheel depth (Wd3 = 4 cm) with soil sliding knife inclined angle (Sa = 45°), the lowest value of weed erasing efficiency 78% obtained by using developed cultivator unit with shovel share at lowest press wheel depth (Wd1 = 2 cm) with soil sliding knife inclined angle (Sa = 30°), the highest value of weed erasing efficiency % mean that the highest number of weeds that already erasing obtained with wing share, due to its wide enough to erase and cut weeds roots under the soil more than another types of shares.









**Figs. 5 (A to D): Weed erasing efficiency (We%) at three levels of cultivator press wheel depths (Wd)cm, and inclined angles of soil sliding knife (Sa°) with different types of shares treatments.**

**2- Weed control efficiency (Wc %) :**

From figs. 6 (A to D) the highest value of weed control efficiency 91.8 % in row after 10 days from cultivation process and irrigation was obtained by using cultivator unit with wing share at highest press wheel depth (Wd3 = 4 cm) with soil sliding knife inclined angle (Sa = 45°), the lowest value of weed control efficiency 70.2 % by using developed cultivator unit with shovel share at lowest press wheel depth (Wd1 = 2 cm) with soil sliding knife inclined angle (Sa = 30°) this due to, using developed

cultivator with wing share erased the highest number of weeds and soil sliding knife cut weeds roots, with maximum press wheel depth because of modified share can cut roots of weeds that led to erasing of weeds, this explain remaining the lowest number of weeds in inter - row.

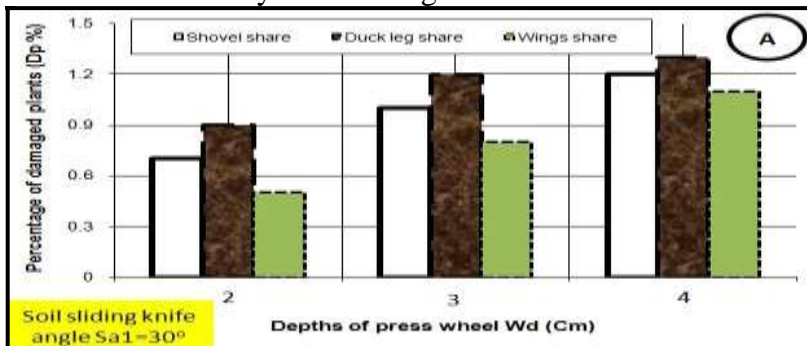


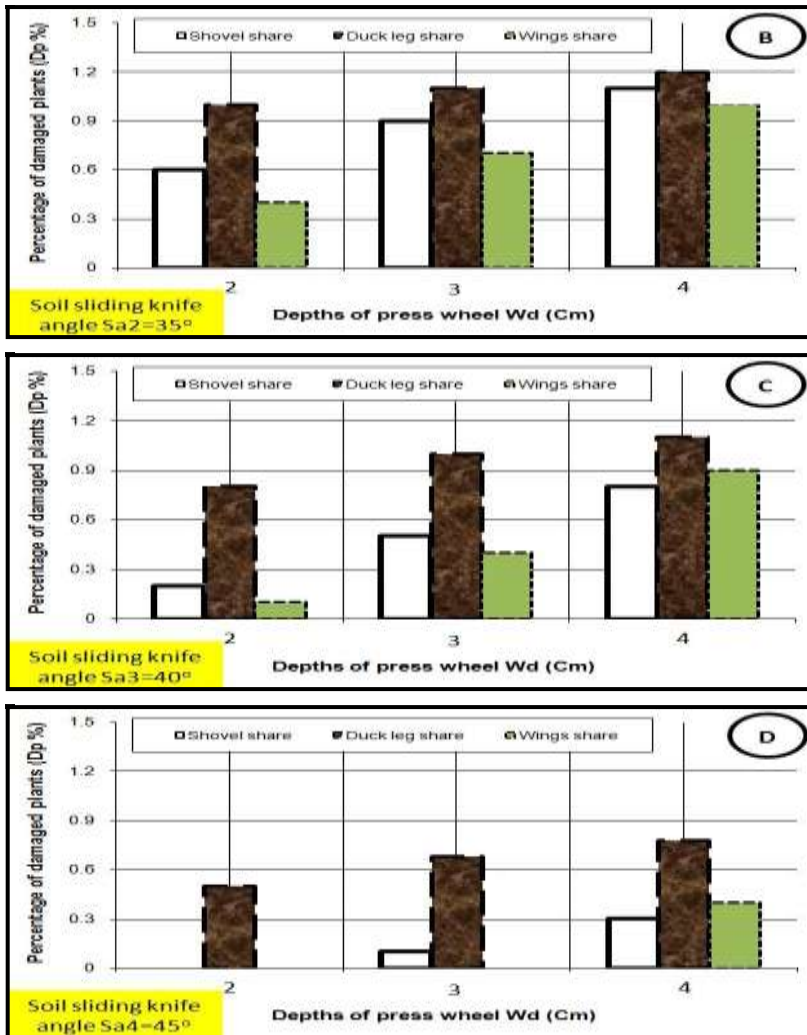


**Figs. 6 (A to D): Weed control efficiency (Wc%) at three levels of cultivator press wheel depths (Wd) cm, and inclined angles of soil sliding knife (Sa°) with different types of shares treatments.**

**3- Percentage of damaged plants (Dp %)**

Data demonstrated in figs. 7 (A to D) show that the highest damage plant percentage (1.2%) was obtained with used cultivator unit with duck leg share at highest cultivator press wheel depth (d3 = 4 cm) and soil sliding knife inclined angle (Sa = 30°), on the other hand from previous demonstrated data the lowest values of plant damage (0%) was obtained with shovel share in developed cultivator unit at lowest cultivator press wheel depth (Wd1 = 2 cm) and soil sliding knife inclined angle (Sa = 45°), one can notice that, the cultivator unit with protection wheel armors protected plants to be damaged and shovel share is width-less than duck leg share used in experimental study which have less damage of plants in rows also a less efficiency in removing weeds.



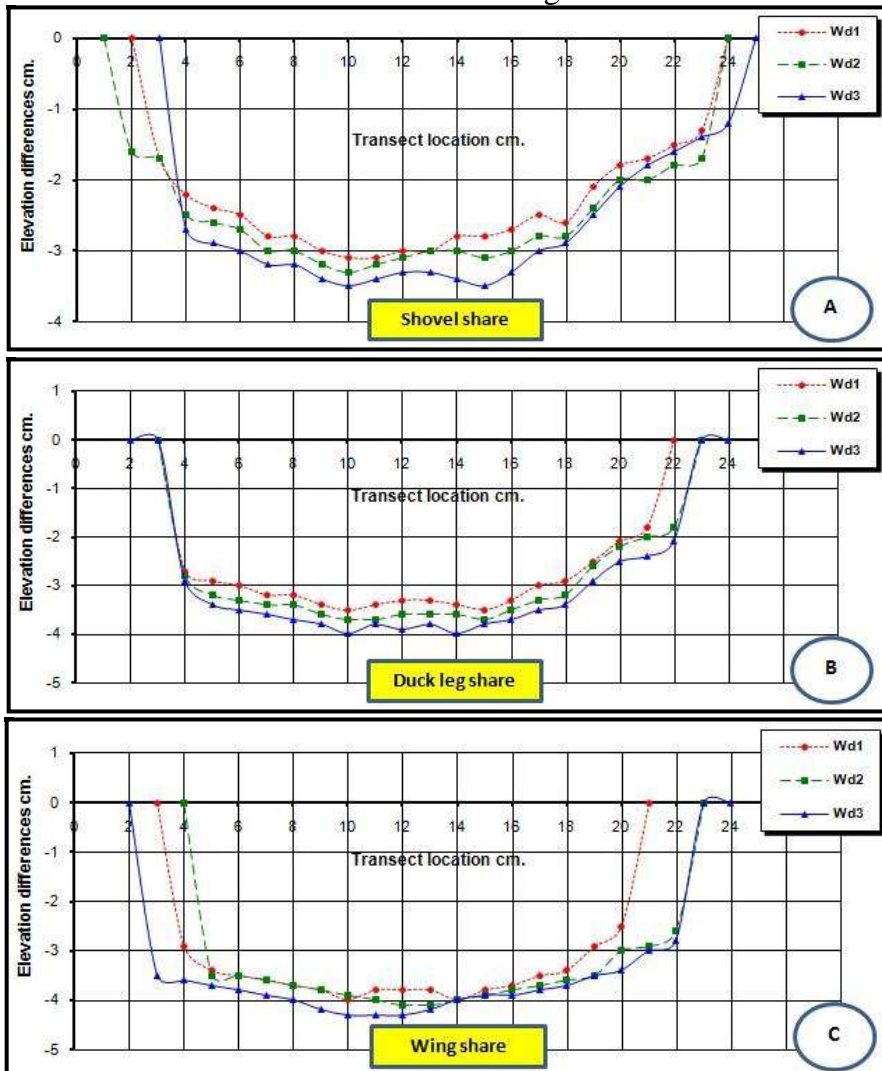


**Figs. 7 (A to D): Damaged plants percentage (Dp%) at three levels of cultivator press wheel depths (Wd) cm, and inclined angles of soil sliding knife (Sa°) with different types of shares treatments.**

**4) Furrow profiles**

From data mentioned in figs. 8 (A to C) one can say that the press wheel contributed to furrow profiles to be more regular with all treatments under study, from the other hand the optimum Furrow profiles achieved with wing share at highest press wheel depth (Wd3 = 4 cm), from previous data one could notice that, the inclination angles of soil sliding knife (Sa = 45°) had positive effect on all the results obtained so the

furrow profiles were drawn at this angle to illustrate the effect of the others treatments on the uniformity of the profile. from data were graphically in figs. 8 (A to C) we can see clearly the bottom of furrow and ridge side profiles to be more regular with increment of cultivator press wheel depth also using protection wheel this may be led to positive affecting on furrow sides shapes, from the other hand, used wing share let furrow bottom surface more stable and regular.



**Figs. 8 (A to C). The furrow cross – section profiles at three levels of cultivator press wheel depths (Wd) for different types of shares treatments and inclined angle of soil sliding knife ( $S_a= 45^\circ$ )**

### CONCLUSION

This study showed good performance of developed cultivator unit on weed control and inter-row furrow profile shape. The most important results of this study were explained that the highest press wheel depth ( $Wd_3 = 4$  cm) with soil sliding knife inclined angle ( $Sa = 45^\circ$ ) and wing share obtained high erasing efficiency ( $We=97\%$ ) and highest weed control with regular forming furrow profile, on the other hand duck leg share had highest damage plant percentage ( $Dp = 1.2\%$ ). It is advised to use mechanical integrated cultivation process especially with crop plants, integrated cultivator can be developed as multi inter-rows (four rows as minimum) attached and trailed behind the tractor.

### REFERENCES

- Amonov, M. O.; Pulatov, T. S. and Colvin, T. S. (2006) Machine innovation for inter row cotton cultivation in Uzbekistan. American Society of Agricultural and Biological Engineers ISSN 0883–8542. Vol. 22(5): 665-674.
- Euro, P. and Francesco, T. (2014) Effects of mechanical and chemical methods on weed control, weed seed rain and crop yield in maize, soyabean. Science direct crop protection 64,51-59.
- Harker, K.N. and O'Donovan, J.T. (2013) Recent weed control, weed management, and integrated weed management. Weed Technol. 27, 1-11.
- Mahilang, K.K.S.; Choudhary, S.; Victor, V.M. and Sonboier, K.K. (2017). Design and development of power operated rotary weeder for rice. Current Journal of Applied Science and Technology, 24(5), 1-7.
- Manuwa, S.I.; Odubanjo, O.O.; Olofinkua, S.G. and Malumi, B.O. (2009). Development and performance evaluation of a row-crop mechanical weeder. Journal of Engineering and Applied Science, 4(4), 236-239.

- Melander, B.; Rasmussen, I.A. and Barberi, P. (2005). Integrating physical and cultural methods of weed control-examples from European research. Weed Sci. 53, 369–381.
- Pannacci, E. and Tei, F. (2014). Effects of mechanical and chemical methods on weed control, weed seed rain and crop yield in maize, sunflower and soybean. Crop Prot. 64, 51-59.
- Rathod, R.K.; Munde P.A. and Nadre, R.G. (2010). Development of tractor drawn inter-row rotary weeder. International journal of Agricultural Engineering, 3(1), 105-109.
- Srinivas, I.; R.V. Adake; B. Sanjeeva Reddy; G.R. Korwar and Thyagaraj, C.R. (2008). Innovation in mechanical weed control in crop rows. WeedRes. 48, 215-224.
- Vander Weide, R.Y., Bleeker, P.O., Achten, V.T.J.M., Lotz, L.A.P., Fogelberg, F. and Melander, B. (2008). Innovation in mechanical weed control in crop rows. Weed Res. 48, 215–224.

### الملخص العربي

## وحدة متكاملة تلائم عزيق محاصيل الخضر

طارق حسنى الشبراوى عبد الله\*

تعتبر عملية العزيق الميكانيكى من العمليات الزراعية الهامة و الدقيقة للحفاظ على المحصول القائم بالفعل ، و تتم عملية العزيق لتحقيق الآتى أولاً: تفكيك التربة بين خطوط زراعة النباتات لتحسين صفات الصرف و التهوية ثانياً: التخلص من الحشائش الضارة ثالثاً: بعض آلات العزيق تقوم بإعادة تشكيل جوانب خط الزراعة. و من هنا جاء التفكير من خلال هذه الدراسة بتطوير و تصنيع وحدة عزيق متكاملة تقوم بالعمليات سابقة الذكر فى آن واحد و تصنيع سلاح عزيق عريض عبارة عن وحدة مطورة من ثلاثة أجزاء تلائم فى تصميمه و أبعاده العزيق بين خطوط زراعة الخضر و تتركب وحدة سلاح العزيق المطورة من ( ٣ أسلحة عزيق تحت تربة - ٢ جناح تجميع التربة على جوانب خط الزراعة - سكينه تساهم فى تفتيت التربة و قطع الحشائش أثناء العزيق، تم الحاق وحدة العزيق بدرع حماية دوار فى المقدمة لحماية النباتات و أيضا كعجلة تحميل لوحدة العزيق من الأمام و تم تزويد وحدة العزيق أيضا بعجلة ضغط خلفية تتحرك خلف وحدة سلاح العزيق مباشرة تساعد على اعادة تشكيل بطن الخط و أيضا تعمل كعجلة اسناد لوحدة العزيق التجريبية من الخلف

\*أستاذ الهندسة الزراعية المساعد - كلية الزراعة - جامعة المنصورة

و يلاحظ تزويد وحدة العزيق بـ ٢ زراع دفع حيث يتم دفع الوحدة يدويا بين خطوط الزراعة لإجراء التجارب و أخذ القياسات. تم تجريب وحدة العزيق المتكاملة على محصول الطماطم موسم زراعة ٢٠٠٨ (تم إجراء التجارب الحقلية و أخذ القياسات بعد ٣٠ يوم من الزراعة) لاعتباره من المحاصيل الهامة و الحساسة لنمو الحشائش و الاصابات الحشرية و تم التجريب بقرية البرامون - محافظة الدقهلية. تم تجريب وحدة العزيق تحت ثلاثة معاملات دراسية بيانها كالتالى: ثلاثة أشكال مختلفة من أسلحة العزيق St (لسان عصفور - رجل بطة - مجنح) - أربعة زوايا ميل مختلفة لسكينة الحش Sa (٣٠° - ٣٥° - ٤٠° - ٤٥°) - ثلاثة أعماق مختلفة لعجلة الضغط الخلفية Wd (٢ - ٣ - ٤ سم) و لتقييم أداء وحدة الحش تم أخذ القياسات التالية : كفاءة إزالة الحشائش % We - كفاءة نمو الحشائش % Wc - نسبة التلف فى النباتات % Dp - شكل الفج بين خطوط الزراعة Fp .

وأوضحت نتائج هذه الدراسة أن استخدام وحدة العزيق المطورة كان لها دور فعال فى مكافحة الحشائش و المحافظة على النباتات مع ترك باطن خط الزراعة أكثر انتظامية حيث كانت أعلى نسبة لإزالة الحشائش (٩٧%) مع استخدام عجلة الضغط عند عمق ٤ سم مع زاوية ميل ٤٥° لسكينة سلاح العزاقعة مع السلاح المجنح و أعلى انتظامية لشكل الفج بين خطوط الزراعة بينما استخدام سلاح رجل بطة أدى الى زيادة فى تلف النباتات (٢,١%). و يوصي بتطوير المكافحة الميكانيكية للحشائش بتعميم استخدام مثل هذه العزاقات المتكاملة و تعدد وحداتها و تزويدها بنظام شبك و تجر خلف الجرار الزراعى.